



ORNAMENTAL FENCE & RAILING

06/27/20

SALES TERMS AND CONDITIONS



FREIGHT/DELIVERY

All deliveries within our delivery territory will be made FREE of charge unless the nature of the delivery is unusual due to special handling and for timing requirements.

Unless prior arrangements have been made, we require the customer's presence and assistance with receiving our delivery.

RETURN POLICY

Any customer returning material must first contact Eastern for a return authorization within five days. **No returns on wood or vinyl products.** Any returns shipped without authorization will not be accepted. Eastern requires the returned goods to be properly packaged and in the same condition as was originally received. Eastern reserves the right to inspection on returned products prior to approving the final credit memo.

A minimum restocking charge of 20% (minimum \$35.00) will be charged on all material returned unless the return results from our error.

SPECIAL ORDERS

Eastern prefers to receive a written purchase order when a special or non-stock item is being purchased. However, as a convenience to our customers, we will accept verbal orders. We may require a non-refundable 50% deposit or advance payment depending upon the nature of the order. Once ordered, there can be no cancellation or return on special orders.

QUOTATIONS, SPECIFICATIONS & CERTIFICATIONS

Quotations will be given based upon the customer's breakdown of the material requirements. Eastern will gladly assist in helping you with the quoting of material, however, we are not responsible for products ordered incorrectly.

When material being purchased is required to meet certain specifications and/or certifications will be required, we must be notified at the time the order is being placed.

CATALOG CHANGES

As you will notice, this catalog is very comprehensive and even though we go to extreme efforts to keep it updated it would be impossible to update it for every change that may occur. Therefore, product information and prices shown are subject to change without notice. We are also not responsible for typographical errors.

TRADEMARK REPRODUCTION RIGHTS

Eastern Wholesale Fence LLC ©2020 All Rights Reserved. Eastern, the Eastern Logo, Illusions, Illusions Vinyl Railing System, Grand Illusions Color Spectrum, Grand Illusions Vinyl WoodBond, Pen Pals, Ornamental Aluminum, System 21, Uni-Weld, Eastern White Cedar, Everstrong, Internal Slide Gate, Investment Grade and Marine Link logos are all trademarks of Eastern Wholesale Fence LLC, registered in the U.S. and other countries. No part of this publication may be reproduced, stored in a retrieval system or transmitted in any form or by any means, electronic, mechanical, photocopying, recording, scanning or otherwise, except as permitted under Sections 107 or 108 of the 1976 United States Copyright Act, without the prior written permission of Eastern Wholesale Fence LLC



Eastern Wholesale Fence LLC • 1-800-339-3362

266 Middle Island Rd. Medford, NY 11763 • www.easternfence.com

EASTERN ORNAMENTAL FENCE AND RAILING 06/27/20 | Eastern Wholesale Fence LLC ©2020 | All Rights Reserved

TABLE OF CONTENTS



ORNAMENTAL FENCE

INFORMATION

Sales Terms and Conditions	C-2
Table of Contents	C-3
Why Eastern Ornamental?	C-4
Ordering Checklist.....	C-6
QuickShip In Stock Item List.....	C-8
Eastern Ornamental Fence Installation Instructions.....	C-9
Residential Specifications	C-15

ORNAMENTAL FENCE SECTIONS & GATES

Eastern Ornamental Fence Available Styles	C-17
48" Height Ornamental Aluminum Sections and Gates	C-18
54" Height Ornamental Aluminum Sections and Gates	C-22
60" Height Ornamental Aluminum Sections and Gates	C-24
72" Height Ornamental Aluminum Sections and Gates	C-26
Estate and Industrial Slide Gates	C-28
Industrial Aluminum Fence.....	C-29

OTHER

Ornamental Fence Posts.....	C-32
Ornamental Gate Hardware.....	C-33
Ornamental Fence Fittings.....	C-34
Ornamental Post Caps	C-35
Ornamental Low Voltage Lighting	C-36
Ornamental Fence Scrolls, Rings, Spray Paint	C-38
Eastern Ornament Residential Fence Warranty.....	C-39

ORNAMENTAL RAILING

INFORMATION

Ornamental Railing Info Page	C-40
Ornamental Railing Specifications.....	C-41

ORNAMENTAL RAILING SECTIONS & GATES

Ornamental 6' Wide Railing Sections.....	C-42
Ornamental 8' Wide Railing Sections.....	C-43

OTHER

Ornamental Railing Posts	C-44
Ornamental Railing Accessories	C-45
Ornamental Railing Instructions.....	C-47
ADA Handrailing.....	C-49



Why Eastern Ornamental?



HIDDEN SCREW TECHNOLOGY

Screws provide the strongest, rattle-free connection between pickets and fence rails. Screws can, however, become a major problem over time when they loosen and back out of the pickets. To eliminate this critical problem, Eastern Ornamental Aluminum® fences utilize a unique “Aluminum Feature Strip” that covers the assembly screws and locks them in place. The paint on exposed assembly screws can easily crack or peel leaving unsightly silver screw heads all over the fence section. With Eastern Ornamental’s Hidden Screw Technology, all assembly screws will be forever “out of sight-out of mind” to make it a truly “neighbor friendly” fence.



RACKABILITY

The ability to “rack” or smoothly follow changes in terrain is built into every Eastern Ornamental Aluminum fence section. This ensures a clean and beautiful fence line.

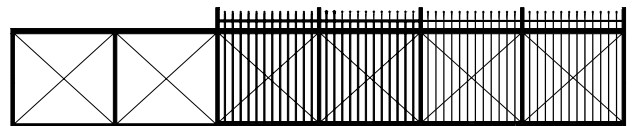


ESTATE GATES



Matching driveway gates are also available. Estate Gates are manufactured by Eastern using $\frac{3}{4}$ ” square pickets welded in a U-Frame design for maximum strength and durability. Add circles, finials or scrolls to further enhance the beauty of these elegant entrance gates.

SPECIAL SIZED GATES



Need a special size gate to fit between existing columns? Eastern Ornamental Aluminum Fence® can manufacture special size openings or special heights to meet a wide variety of non-standard gate requirements.

SERVICE

Eastern Ornamental Aluminum® is dedicated to delivering the highest quality product and service at the fastest turnaround times in the industry.

Why Eastern Ornamental?



Eastern Ornamental Fence and Railing products are a terrific alternative to the traditional look of the wrought iron fence.

ORDERING CHECKLIST



Please Have Your Material List Ready To Go When You Call

Being that Eastern Ornamental products are sold wholesale to the trade, it is highly suggested that you have a material list for your order prior to calling. Please feel free to use this checklist and the "EASTERN ORNAMENTAL ORDERING SHEET" as a guide prior to your call.

☐ Sections

The code, height, and color are all very important when ordering.

☐ Gates

Walk gates, drive gates, matching gates, accent gates. Remember, for each Eastern Ornamental gate opening, you should order heavy walled posts, (4" and 6" posts are also available).

☐ Posts

When ordering your posts and you see "L/E/B/C" in the product code, this simply means you need to choose the appropriate (L)ine, (E)nd, (B)lank, or (C)orner post type to complete the code. For instance, if you see the code EO4202L/E/B/C and you need a line post, just put "EO4202L-BK" If you need an end post, just put EO4202E-BK, etc.

- Line Posts (Routed on opposite sides of the post to connect section to section in a straight line)
- End Posts (Routed on one end of the post to start or end a run of fence)
- Corner Posts (Routed on 90 degrees to create a turn on the fence line. NOTE: the same posts can make a left or right turn.)
- Blank Posts (Non routed posts)
- Heavy End Posts (Routed on one end of the post to start or end a run of fence. Also heavier walled to hang a gate on.)
- Heavy Blank Posts (Non-routed Heavy Walled post)

☐ Post Caps

Post caps, solar caps, low voltage LEDs and more.

☐ Hardware

- Hinges - (One pair per gate)
 - EOHIND-BK hinges are recommended for all drive gates using 4" posts or larger.
 - Spring loaded hinges are also available
- Latches (Magnetic latches, standard keyed gravity latches and more are all available)
- Drop Rods (Double drive gates need two drop rods)

Ordering Process

Orders may be submitted by calling (631)-698-0900 or (800)-339-3362, faxing to (631)-698-6408 or (800)-788-0411, or e-mailing to sales@easternfence.com.

Eastern
**Ornamental
Fence**

COMPANY

NAME		
ADDRESS		
CITY	STATE	ZIP
DAY PHONE	FAX	
E-MAIL	WEBSITE	

DATE
CUSTOMER CODE
PURCHASE ORDER #
JOB NAME

QUOTE ☐ ORDER ☐[illegible]

GRAND TOTAL

Sections

Posts

- (L)ine
- (E)nd
- (C)orner
- (B)lank
- Heavy Duty End
- Heavy Duty Blank
- 4" and 6" Blank

Gates

- Matching Walk
- Matching Drive
- Accent Gates
- Estate Gates
- Internal Slide Gates

Post Caps

- Standard Flat

(Included with each post ordered)

- Solar Lighted Caps
- Low Voltage LED

Lighted Caps

Hardware

- Hinges
- Latches
- Drop Rods

Accessories

- Rail Mounts
- Screws
- Etc.

What QuickShip™ Means To You

What's the fastest fence delivery in the industry?

Eastern's Delivery...

Now what's faster than the fastest fence delivery in the industry?

Eastern's QuickShip™ Delivery

Exactly...

In a nutshell, all the fence [SECTIONS](#) on this page and their [4' & 5' MATCHING GATES](#) and [MATCHING POSTS](#) are all in stock and available for immediate pick-up or delivery.

FENCE

Item #	Color	Description
E04101-BK*	Black	48" #101 Section
E04202-BK*	Black	48" #202 Section
E04200-BK*	Black	48" #200 Section
E040V-BK*	Black	48" Ovation Section
E040V-BZ*	Bronze	48" Ovation Section
E054202-BK*	Black	54" #202 Section
E054202-BZ*	Bronze	54" #202 Section
E054200-BK*	Black	54" #200 Section
E054200-BZ*	Bronze	54" #200 Section
E05202-BK*	Black	60" #202 Section
E05200-BK*	Black	60" #200 Section
E06202-BK*	Black	72" #202 Section
E06200-BK*	Black	72" #200 Section
E06101IND-BK*	Black	72"H x 96"W Industrial 1" Picket #101

RAILING

Item #	Color	Description
EOR6-36-BK*	Black	36"H x 6'W E0 Railing Section
EOR6-36BZ*	Bronze	36"H x 6'W E0 Railing Section
EOR6-36WT*	White	36"H x 6'W E0 Railing Section
EOR6-42 BK*	Black	42"H x 6'W E0 Railing Section
EOR6-42BZ*	Bronze	42"H x 6'W E0 Railing Section
EOR6-42WT*	White	42"H x 6'W E0 Railing Section
EOR8-36 BK*	Black	36"H x 8'W E0 Railing Section
EOR8-36-BZ*	Bronze	36"H x 8'W E0 Railing Section
EOR8-36-WT*	White	36"H x 8'W E0 Railing Section
EOR8-42 BK*	Black	42"H x 8'W E0 Railing Section
EOR8-42-BZ*	Bronze	42"H x 8'W E0 Railing Section
EOR8-42-WT*	White	42"H x 8'W E0 Railing Section



Ornamental Aluminum Fence Installation Instructions



STOP! BEFORE YOU BEGIN



CHECK YOUR LOCAL ZONING LAWS - Local zoning laws and homeowners associations may regulate the location, style, and height of your fence. They may also require a permit sign-off beforehand.

CONTACT YOUR LOCAL UTILITY COMPANIES - You must let the utility company mark your property for electrical, gas, or water lines clearly to avoid puncturing any unseen underground utilities.

PAY TO MARK YOUR PROPERTY LINE - Being proactive will save you time and money while avoiding disputes with neighbors.

Items Needed to Complete Installation:

- Fence Sections, Gates, Posts, Hardware, and Accessories
- Concrete Post Mix
- Tools and Supplies - String, Stakes, Tape Measure, Post Hole Digger, Shovel, Level, Hacksaw, Rubber Mallet, Concrete Mix, Peastone

1-800-339-3362 • www.EasternOrnamentalFence.com

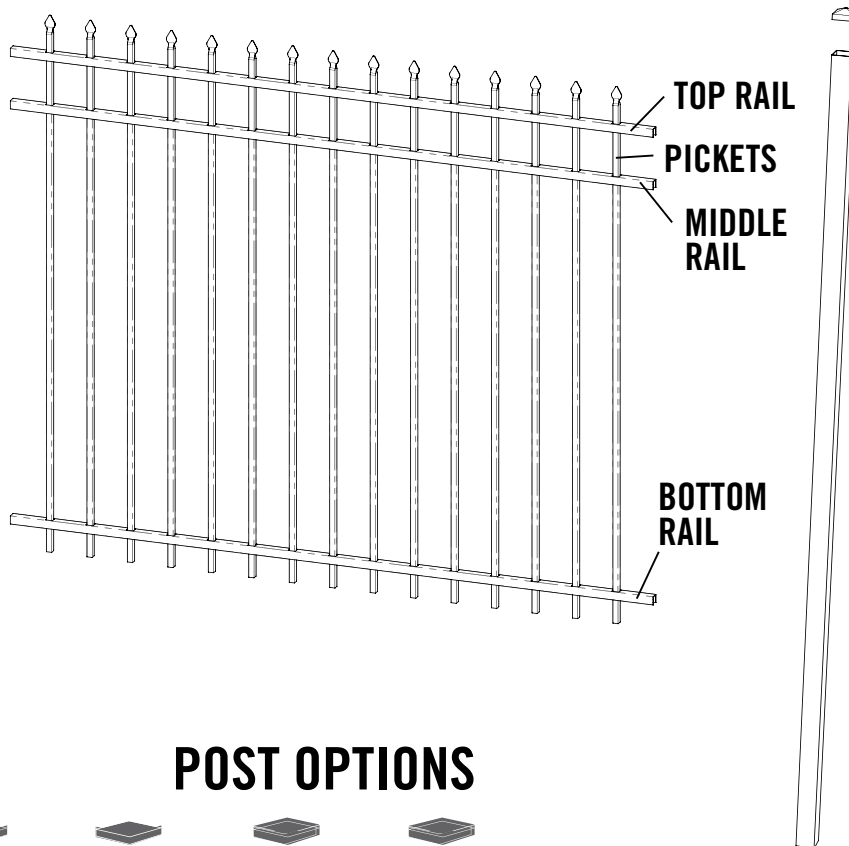
PRODUCT OVERVIEW

POST CAP

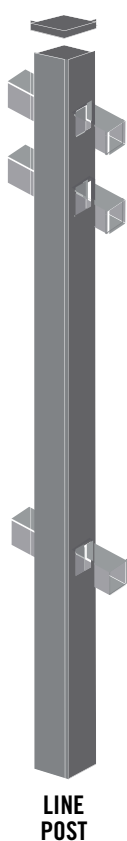
NOTCH

POST


SECTION COMPONENTS



POST OPTIONS



LINE POST



CORNER POST



END POST

Heavy Duty
.125 Wall
Thickness



GATE POST



BLANK POST

Heavy Duty
.125 Wall
Thickness



BLANK GATE POST

- **Line Post:** Post with holes on two opposite sides to connect fence sections
- **Corner Post:** Used to connect two sections of the fence together to form a 90 degree angle
- **End Post:** Used to end a row of fence. Only one section of the fence will connect to the end post
- **Heavy Duty Gate Post:** Has a wall heavier than other posts to support the weight of a gate with attached hinges. Similar to an end post, the HD gate post only has holes on one side
- **Blank Post:** Has no holes
- **Blank Heavy Duty Gate Post:** Has no holes and can be used with hinges and latches

LET'S GET STARTED!

SKETCH PLAN AND CONFIRM MATERIAL REQUIREMENTS

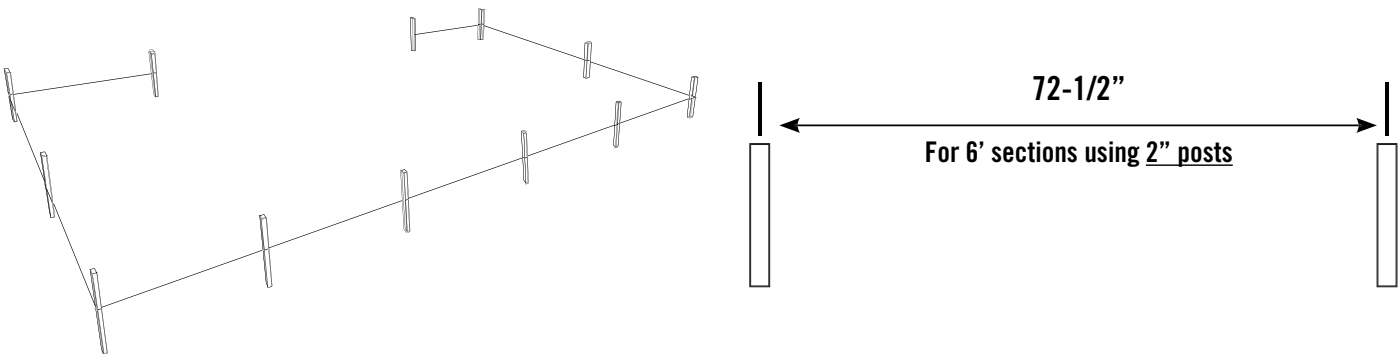
- 1) **First, sketch out your fence on paper** - This drawing will help you estimate materials and plan the location of corners and gates. Show the house, driveway, deck, and property lines. Then measure accurately with a tape measure and identify them on your sketch.
- 2) **Layout should show fence lines and gate locations**
- 3) **Determine the number of sections and posts that are required**
- 4) **Your gate opening should be the exact width of the description of the gate ordered** - For instance, use a 48" opening for a 46.75" wide (4' wide) gate, and a 60" opening for a 58.75" (5'wide) gate.

INSTALLATION TIPS

- 1) **Gates need to be installed on level ground**
- 2) **Gates and fence panels should be installed 2" off the ground for lawn maintenance and trimming**
(Always check pool codes for minimum clearances)
- 3) **Separate and identify your posts** - The rails from the fence panels will be inserted into the pre-punched holes of the posts.

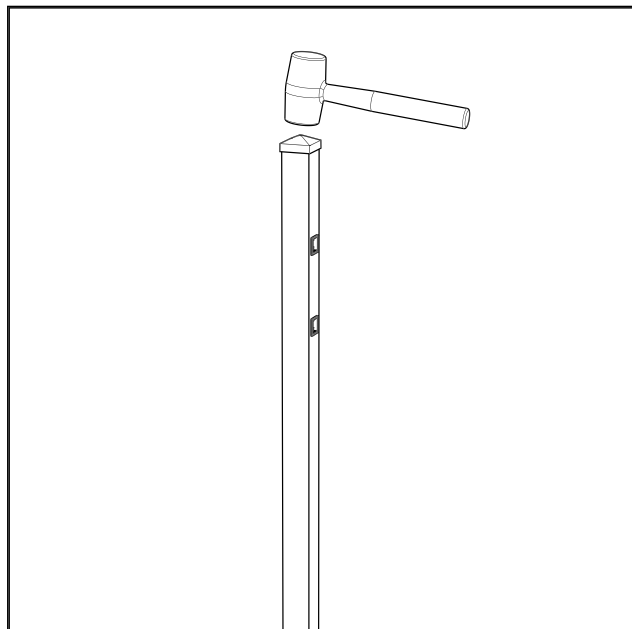
1 LAYOUT INSTALLATION

- 1) Using a worksheet as a guide, build your fence line by staking out the areas that you are enclosing.
- 2) Find out the location of each point where the end, corner, or gate posts will go and mark them with stakes.
- 3) To mark all the other posts: For 6' sections with 2" posts, from the center of an end point, measure 72-1/2" and mark out each hole. (NOTE: If the space you left is less than a full panel, then you can cut down the panel to fit the space by using a hacksaw.)

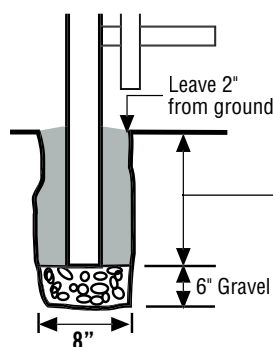


2 FIRST POST INSTALLATION

- 1) Gently use a rubber mallet to drive the post caps into the posts. **Be careful not to damage the top of the posts.**

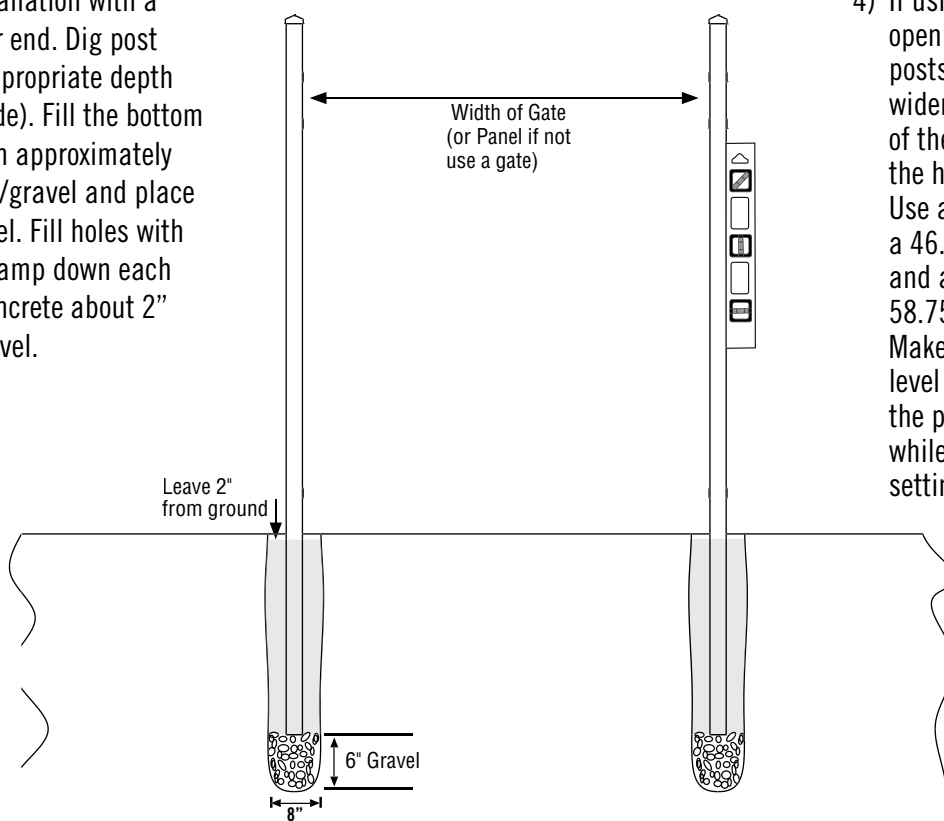


- 2) **Mix the concrete on the dry side to hold the posts in place faster.** See chart below to determine the minimum depth for your fence. (NOTE: In areas where frost occurs, the concrete foundations should be extended below the frost line. This will account for frost "heave," which is where ground water freezes and expands upwards. By providing this frost line drainage system, you can keep the frost heave from affecting the posts. Verify depths meet all local building codes.)



Panel Height	Post Height	Hole Depth	Post Goes Into Ground
36"	58"	27"	21"
48"	72"	29"	23"
54"	84"	35"	29"
60"	84"	29"	23"
72"	108"	41"	35"

- 3) Start post installation with a gate, corner, or end. Dig post holes to the appropriate depth (approx. 8" wide). Fill the bottom of the hole with approximately 6" of peastone/gravel and place post onto gravel. Fill holes with concrete and tamp down each post. Leave concrete about 2" from ground level.

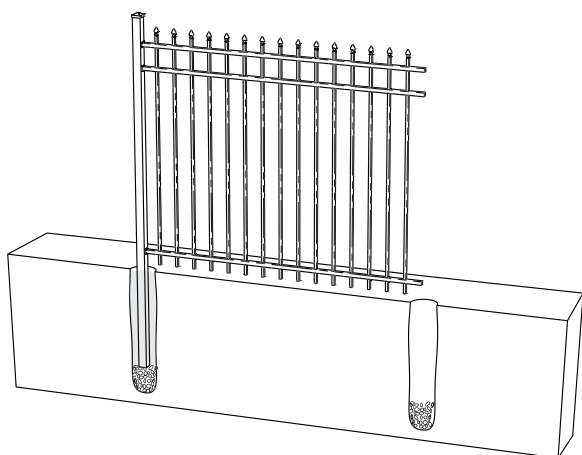


- 4) If using a gate, the opening between the posts should be 1-1/4" wider than the width of the gate to allow for the hinges. (Example: Use a 48" opening for a 46.75" wide (4') gate and a 60" opening for a 58.75" (5') wide gate. Make sure posts are level and plumb. Brace the posts as necessary while the concrete is setting.)

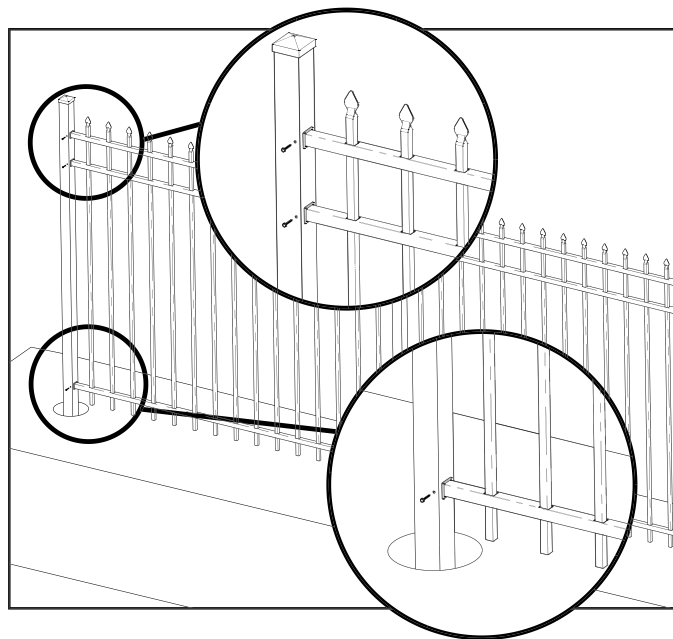
3 PANEL/POST INSTALLATION

- 1) **CAUTION: Do not install all posts first. Installation should be post-panel-post-panel.** NOTE: It is better if the next post hole has already been dug and have 6" of gravel inside when attaching panel to the previous post.

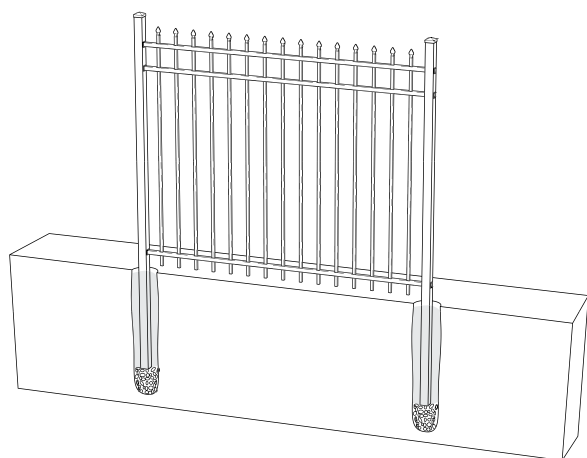
As the gate post (or corner) is setting up, install the first fence panel. Insert the horizontal rails from the panel into the punched holes from the previous installed post. Place the rails as close to the posts as possible.



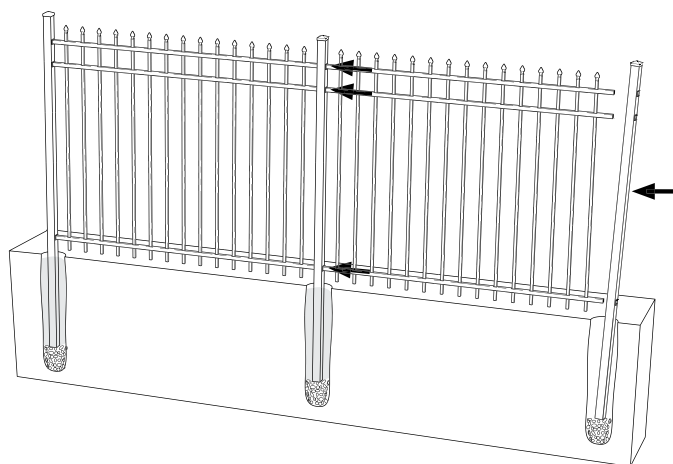
- 2) Fasten the fence section to the posts by using #8 x 1" self-tapping screws. Be careful not to over-tighten the screws as the heads may be broken off or stripped out.



- 3) Place the next required post (line/corner/end) into the hole. Then slide the post onto the rails of the panel carefully. Pour concrete around the post and tamp it down. Leave the concrete approximately 2" below ground level. You will now have one fence panel upright between the two installed posts.

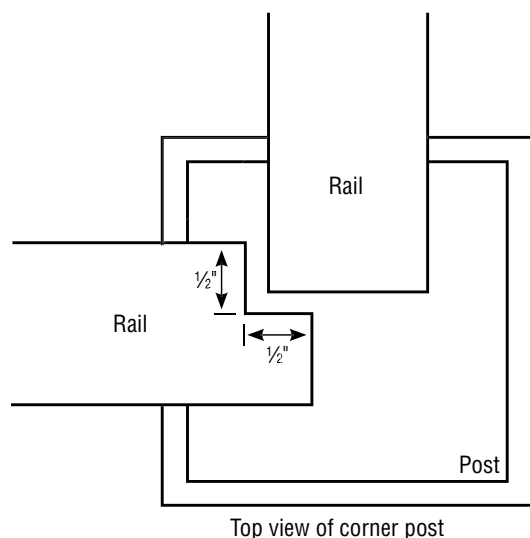


- 4) Repeat by digging the next hole and filling with 6" of gravel. Then insert the next panel into the previously installed post. Place the next post into the hole and slide the post onto the rails of the panel carefully. Pour concrete around that post and tamp it down. Leave the concrete approximately 2" below ground level. Repeat until the end of the line.

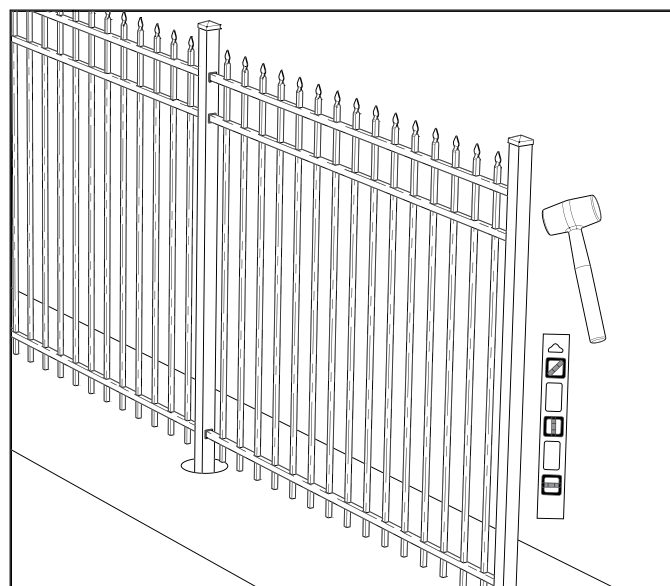


3 PANEL/POST INSTALLATION (CONTINUED)

- 5) Corner posts require some additional work on one of the fence panels. The rails of one panel need to be notched 1/2" to allow the rails to nest adequately within a corner installation.

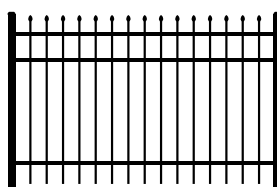


- 6) Once four or so panels are installed, check to make sure all the posts and panels are still horizontal. If need correction, use a rubber mallet while the concrete is still soft.




AVAILABLE STYLES


Many Eastern Ornamental Fence and Railing styles are available in the QuickShip™ in-stock program. This means they are in stock all the time. All styles have matching gates (48"W and 60"W) as well as matching accent gates to compliment any walkway. Eastern Ornamental Fence and Railing is the most cost effective and high quality alternative to other ornamental aluminum brands.



*E04101-BK 48"H



*E04202-BK 48"H



*E04200-BK 48"H




*E040V-BK/BZ 48"H




*E054202-BK/BZ 54"H




*E054200-BK/BZ 54"H




*E05202-BK 60"H



*E05200-BK 60"H



*E06202-BK 72"H



*E06200-BK 72"H

RESIDENTIAL SPECIFICATIONS



EASTERN ORNAMENTAL ALUMINUM FENCE SPECIFICATIONS

EO Fence

Posts	2" x 2" x 0.060" wall
Gate Posts	2" x 2" x .125" wall
Rails (Top Wall)	1" x .055" wall (OVATION SECTIONS 1.134" x .055" wall)
Rails (Side Wall)	1" x .082" wall (OVATION SECTIONS 1.5" x .082 wall)
Pickets	5/8" sq. x .050" wall (OVATION SECTIONS 3/4"sq. x .050" wall)
Picket Spacing	3-13/16"
Heights:	48", 54", 60, and 72"
Colors:	Black (BK) and Bronze (BZ)

MATERIALS

Posts	6061 T6 Aluminum Alloy
Rails	6061 T6 Aluminum Alloy
Pickets	6063 T5 Aluminum Alloy
Finish	DuPont Powder Coating

FENCE GATES

Gate frames are welded and pickets are also welded at cross members for added strength













Top and bottom rails match fence sections

Gate uprights are 1-5/8" x .125" wall thickness

Order matching 48" wide walk gate or 60" wide for double drive gate

Accent gates available for each style

EASTERN ORNAMENTAL FENCE POOL CODE REFERENCE GUIDE

STYLE	BRONZE	WIDTH	HEIGHT	 = POOL CODE COMPLIANT (Check local BOCA building codes for official pool code requirements)			
				48"	54"	60"	72"
RESIDENTIAL 5/8" x 5/8" pickets (EO40V – 3/4" x 3/4" pickets)							
EO4101-BK		72"	48"				
EO4202BK		72"	48"				
EO4200-BK		72"	48"				
EO40V-BK/BZ		72"	48"				
EO54202-BK/BZ		72"	54"				
EO54200-BK/BZ		72"	54"				
EO5202-BK		72"	60"				
EO5200-BK		72"	60"				
EO6202-BK		72"	72"				
EO6200-BK		72"	72"				
INDUSTRIAL 1" x 1" pickets							
EO6101IND-BK		96"	72"				

EO RESIDENTIAL 3 PART SPECIFICATION



Eastern Ornamental Aluminum Residential Fence 3 Part Specification

PART 1 GENERAL

1.01 Description

- A. Furnish and install residential grade aluminum ornamental fence and accessory materials as provided by Eastern Ornamental Fence and as indicated on the drawings and as specified. The work includes, but is not limited to the following:
1. Fences, gates and related hardware.

1.02 Quality Assurance

- A. References
1. AAMA 800- Specifications and test methods for sealants
 2. AAMA 2603 - Voluntary Specification, Performance Requirements and Test Procedures for Pigmented Organic Coatings on Aluminum Extrusions and Panels
 3. ASTM B117- Standard practice for operating salt spray apparatus
 4. ASTM D1654- Standard test method for evaluation of painted or coated specimens subjected to corrosive environments
 5. ASTM D523- Standard test method for specular gloss..
 6. Accelerated weathering for 500 hours under Method 6152 of Federal Test Method 141 shall show no adhesion loss, with only slight fading, chalking and water staining.
 7. Outdoor weathering shall show no adhesion loss, checking of crazing, with only slight fade and chalk when exposed for one year in Florida facing south at a 45 degree angle.w
 8. Minimum hardness of 2H using ASTM D3363

1.03 Submittals

- A. Manufacturer's product literature and certification
B. Shop drawings in sufficient detail to show fabrication, anchorage and interface of the work. Include plan layout, accessories, fittings and hardware.

1.04 Warranty

- A. The entire fence system shall have a Limited Lifetime warranty against defects in workmanship and material while the finish must also carry a limited lifetime warranty against cracking, chipping or peeling.

PART 2 PRODUCTS

2.01 Supplier

Eastern Ornamental Fence
<http://www.EasternOrnamentalFence.com>

2.02 Materials

- A. Aluminum Extrusions: All posts and rails shall be extruded from 6061-T6 aluminum alloy having a minimum yield strength of 39,900 PSI. All pickets shall be extruded from 6063-T5 aluminum alloy having a minimum yield strength of 27,000 PSI.
- B. Fasteners: All fasteners shall be stainless steel with a zinc dichromate coating for enhanced corrosion resistance. Phillips head screws shall be used to attach the pickets to the rails while self-drilling, self-tapping (Phillips) head screws shall be used to connect the rails to the post. All screws shall be painted to match the finish of the fence.
- C. Accessories: All castings used for post caps, finials, scrolls, rail/base attachments and latches shall be made from zinc or aluminum. Only stainless steel fasteners may be used with these accessories. All accessories will be painted to match the finish of the fence.

2.03 Finish

- A. A four stage pretreatment shall be applied to assure maximum adhesion and corrosion resistance
- B. After the pretreatment, the metal is dried and all materials shall be coated with a DuPont Alesta powder coat finish.
- C. The color to be selected by the architect from the manufacturer's standard color selections.

2.04 Construction

- A. Residential Series
1. Horizontal Rails shall be 1" square "U" channels. Pickets shall pass through holes punched in the top rail. The rails shall have a top wall thickness of 0.055" and a side wall thickness of .082".

2. Pickets shall be fastened to the rails using zinc-coated stainless steel screws painted to match the color of the fence. Screws shall be used on only one side of the rail leaving the other side with a clean appearance. Pickets shall be 5/8" square (Ovation pickets are 3/4" square) with a .050" wall thickness.
3. Posts shall be 2" square with a .125" wall thickness.
4. Gate posts shall be [2" square with a .125" wall thickness] [4" square with a .125" wall thickness] [6" square with a .188" wall thickness]. A gate requires a gate post on both sides. A cast aluminum cap is to be used on all posts.
5. Spacing shall be 3-13/16" between pickets.
6. Installed Centers shall be 72-1/2" on center (2-1/2" posts).
8. Color shall be powder coated black.

2.05 Concrete

- A. Comply with requirements specified in Section 03 11 13 - Structural Cast-in-Place Concrete Forming

3.01 Surface Conditions

- A. Examine the areas and conditions under which work of this section will be performed. Correct conditions detrimental to timely and proper completion of work. Do not proceed until unsatisfactory conditions are corrected.

PART 3 EXECUTION

3.02 Installation

- A. Follow manufacturer's instructions for the installation of all gates and fencing.
- B. All material must be checked upon receipt at the job site prior to installation to check for damage that may have occurred during transport. The fence system must be stored in a safe place and dry environment so as to protect it from any potential damage. The fence system must be installed with manufacturer's standard procedures.

3.03 Setting Posts

- A. Remove loose and foreign materials from sites and bottoms of holes and moisten soil prior to pouring concrete. Center and align posts in holes. Place concrete around posts in a continuous pour and vibrate or tamp for consolidation.
- B. Check each post for vertical and top alignment. Hold in position during placement and finishing operation. Trowel tops of footings and slope or dome to direct water away from posts.
- C. Set keeps, stops, sleeves and other accessories into concrete as required. Keep exposed concrete surfaces moist for at least seven days after placement, or cure with a membrane curing material. Grout-in those parts with are set into sleeved holes, concrete constructions or rock excavations using non-shrink Portland cement grout.

3.04 Installing Gates

- A. Install gates plumb, level and secure for full opening without interference. Install ground-set items in concrete for anchorage in accordance with manufacturer's recommendations as approved by the architect. Lubricate and adjust the hardware for smooth operation.

WARRANTY

Eastern Ornamental Fence manufactures fence systems using the finest in materials and coatings to bring you the most beautiful, strong, and durable fence system on the market.

All Eastern Ornamental Aluminum Residential Picket fence components manufactured by Eastern Ornamental Fence and coated are warranted against workmanship with a Limited Lifetime Warranty from the original purchase date as shown on the receipt.

For a full warranty statement or more information, please contact:

www.EasternOrnamentalFence.com



Eastern Ornamental Fence is a product of:
Eastern Wholesale Fence LLC
266 Middle Island Rd.
Medford, NY 11780

800-339-3362

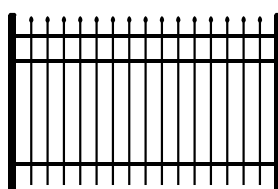
www.EasternOrnamentalFence.com




Eastern Ornamental Styles




Many Eastern Ornamental Fence and Railing styles are available in the QuickShip™ in-stock program. This means they are in stock all the time. All styles have matching gates (48"W and 60"W) as well as matching accent gates to compliment any walkway. Eastern Ornamental Fence and Railing is the most cost effective and high quality alternative to other ornamental aluminum brands.



*E04101-BK 48"H



*E04202-BK 48"H



*E04200-BK 48"H




*E040V-BK/BZ 48"H




*E054202-BK/BZ 54"H



*E054200-BK/BZ 54"H



*E05202-BK 60"H




*E05200-BK 60"H



*E06202-BK 72"H



*E06200-BK 72"H

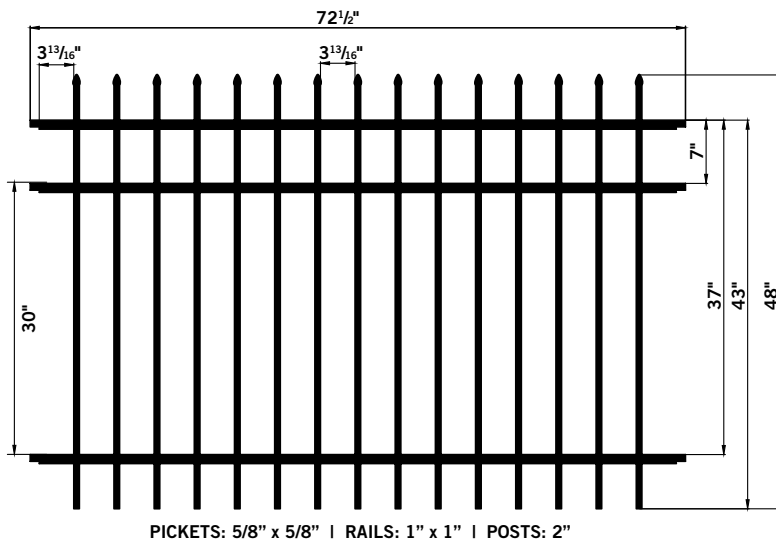


*E06101IND-BK INDUSTRIAL 72"H



(SEE PAGE C-33)

E04101 - 48" #101 Section



E04101-BK

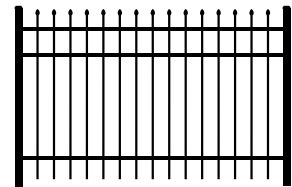
4' High 5/8" x 5/8" Ornamental Aluminum Picket Fence with Pressed Points

48" high ornamental aluminum three rail picket fence that duplicates the classic wrought iron fence look with an attractive pressed point at the top of each picket.

- Available for Quick-Ship delivery
- Matching, accent, and rainbow 48" and 60" gates
- Featuring "hidden screw" technology with "aluminum feature strip"
- Smooth rackability
- 6061 T6 Aluminum Alloy
- DuPont powder coating
- Pickets: Fifteen 5/8" x 5/8" Pickets
- Rails: Three 1" x 1" Rails



E04101-BK - SECTIONS AND POSTS

Item #	Description	Color	Loose Each
E04101-BK*	48" #101 Section	BLACK	-
E04101L/E/C-BK	2" x 2" x 72" Line/End/Corner Post for #100/101	BLACK	-
E04101HGP-BK	2" x 2" x 72" Heavy Duty Gate/End Post for #100/101	BLACK	-



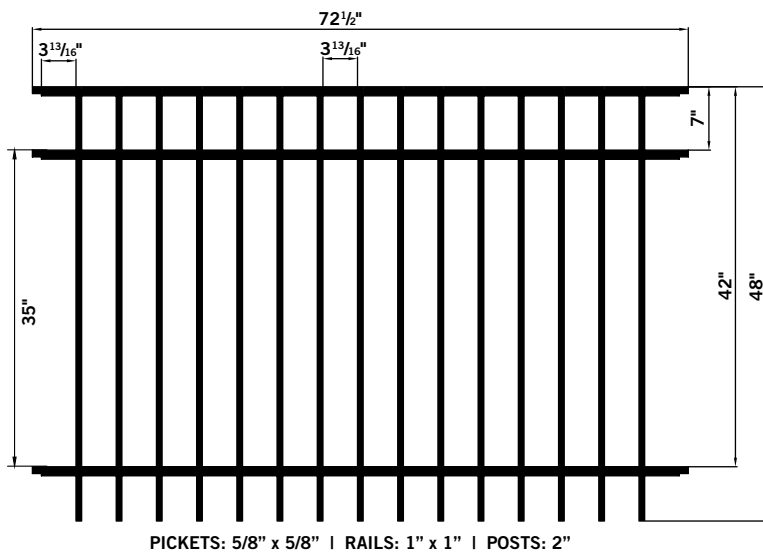
E04101-BK - MATCHING, ACCENT, AND RAINBOW GATES

Item #	Description	Color	Loose Each
EOGF44101-BK	48"W x 48"H Matching Gate for #101	BLACK	-
EOGF54101-BK	60"W x 48"H Matching Gate for #101	BLACK	-
EOGF44101A-BK	48"W x 48"H Accent Gate for #101	BLACK	-
EOGF54101A-BK	60"W x 48"H Accent Gate for #101	BLACK	-
EOGF44101R-BK	(SINGLE) 48"W x 48"H Rainbow Gate Leaf for #101	BLACK	-
EOGF54101R-BK	(SINGLE) 60"W x 48"H Rainbow Gate Leaf for #101	BLACK	-



* - Check QuickShip Availability on Pg. C-8 | Hardware on Pgs. C-33 - C-38

E04202-BK - 48" #202 Section



E04202-BK


4' High 5/8" x 5/8" Three Rail Ornamental Aluminum Picket Fence

48" high three rail fence with a smooth top rail that covers each of the fifteen pickets.

- Available for Quick-Ship delivery
- Matching, accent, and rainbow 48" and 60" gates
- Featuring "hidden screw" technology with "aluminum feature strip"
- Smooth rackability
- 6061 T6 Aluminum Alloy
- DuPont powder coating
- Pickets: Fifteen 5/8" x 5/8" Pickets
- Rails: Three 1" x 1" Rails




E04202-BK - SECTIONS AND POSTS

Item #	Description	Color	Loose Each
E04202-BK*	48" #202 Section	BLACK	-
E04202L/E/C-BK	2" x 2" x 72" Line/End/Corner Post for #200/202	BLACK	-
E04202HGP-BK	2" x 2" x 72" Heavy Duty Gate/End Post for #200/202	BLACK	-



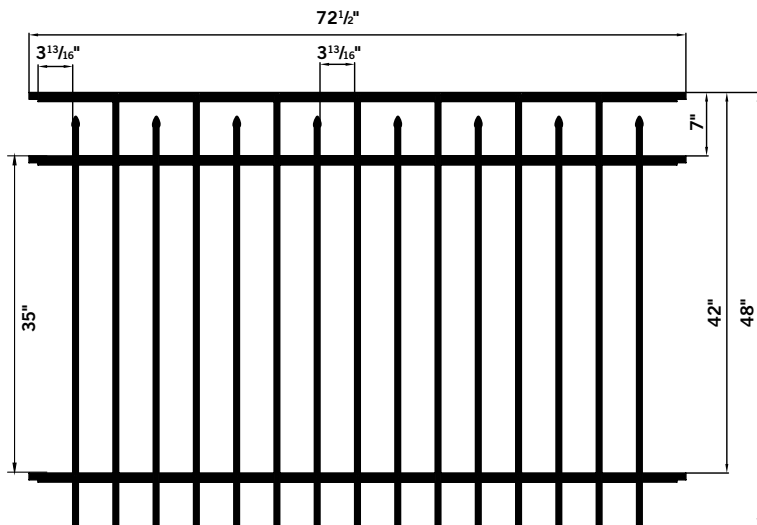
E04202-BK - MATCHING, ACCENT, AND RAINBOW GATES

Item #	Description	Color	Loose Each
EOGF44202-BK	48"W x 48"H Matching Gate for #202	BLACK	-
EOGF54202-BK	60"W x 48"H Matching Gate for #202	BLACK	-
EOGF44202A-BK	48"W x 48"H Accent Gate for #202	BLACK	-
EOGF54202A-BK	60"W x 48"H Accent Gate for #202	BLACK	-
EOGF44202R-BK	(SINGLE) 48"W x 48"H Rainbow Gate Leaf for #202	BLACK	-
EOGF54202R-BK	(SINGLE) 60"W x 48"H Rainbow Gate Leaf for #202	BLACK	-



* - Check QuickShip Availability on Pg. C-8 | Hardware on Pgs. C-33 - C-38

E04200 - 48" #200 Section



PICKETS: 5/8" x 5/8" | RAILS: 1" x 1" | POSTS: 2"

E04200-BK


4' High 5/8" x 5/8" Ornamental Aluminum Picket Fence with Alternating Pressed Points

48" high ornamental aluminum three rail picket fence that duplicates the classic wrought iron fence look with an attractive pressed point at the top of each alternating picket.

- Available for Quick-Ship delivery
- Matching, accent, and rainbow 48" and 60" gates
- Featuring "hidden screw" technology with "aluminum feature strip"
- Smooth rackability
- 6061 T6 Aluminum Alloy
- DuPont powder coating
- Pickets: Fifteen 5/8" x 5/8" Pickets
- Rails: Three 1" x 1" Rails




E04200-BK - SECTIONS AND POSTS

Item #	Description	Color	Loose Each
E04200-BK*	48" #200 Section	BLACK	-
E04202L/E/C-BK	2" x 2" x 72" Line/End/Corner Post for #200/202	BLACK	-
E04202HGP-BK	2" x 2" x 72" Heavy Duty Gate/End Post for #200/202	BLACK	-



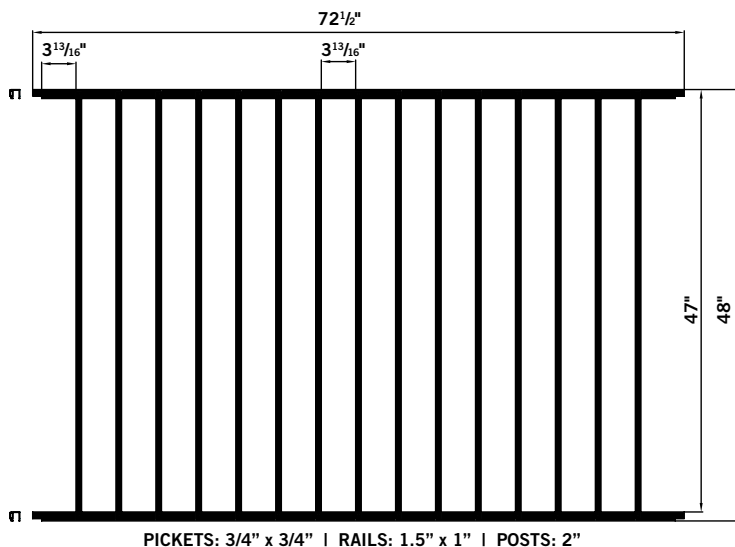
E04200-BK - MATCHING, ACCENT, AND RAINBOW GATES

Item #	Description	Color	Loose Each
EOGF44200-BK	48"W x 48"H Matching Gate for #200	BLACK	-
EOGF54200-BK	60"W x 48"H Matching Gate for #200	BLACK	-
EOGF44200A-BK	48"W x 48"H Accent Gate for #200	BLACK	-
EOGF54200A-BK	60"W x 48"H Accent Gate for #200	BLACK	-
EOGF44200R-BK	(SINGLE) 48"W x 48"H Rainbow Gate Leaf for #200	BLACK	-
EOGF54200R-BK	(SINGLE) 60"W x 48"H Rainbow Gate Leaf for #200	BLACK	-



* - Check QuickShip Availability on Pg. C-8 | Hardware on Pgs. C-33 - C-38

E040V - 48" Ovation Section



E040V-BK, E040V-BZ


4' High 3/4" x 3/4" Ornamental Aluminum Two Rail Picket Fence

48" high ornamental aluminum two rail picket fence that duplicates the classic wrought iron fence look. Made for pool codes with pickets that are flush to the bottom and top rails.

- Available for Quick-Ship delivery
- Matching, accent, and rainbow 48" and 60" gates
- Featuring "hidden screw" technology with "aluminum feature strip"
- Smooth rackability
- 6061 T6 Aluminum Alloy
- DuPont powder coating
- Pickets: Fifteen 3/4" x 3/4" Pickets
- Rails: Two 1.5" x 1" Rails




E040V-BK/BZ - SECTIONS AND POSTS

Item #	Description	Color	Loose Each
E040V-BK*	48" BLACK Ovation Section	BLACK	-
E040V-BZ*	48" BRONZE Ovation Section	BRONZE	-
E040VL/E/C-BK	2" x 2" x 72" BLACK Line/End/Corner Post for Ovation	BLACK	-
E040VL/E/C-BZ	2" x 2" x 72" BRONZE Line/End/Corner Post for Ovation	BRONZE	-
E040VHGP-BK	2" x 2" x 72" BLACK Heavy Duty Gate/End Post for #Ovation	BLACK	-
E040VHGP-BZ	2" x 2" x 72" BRONZE Heavy Duty Gate/End Post for #Ovation	BRONZE	-



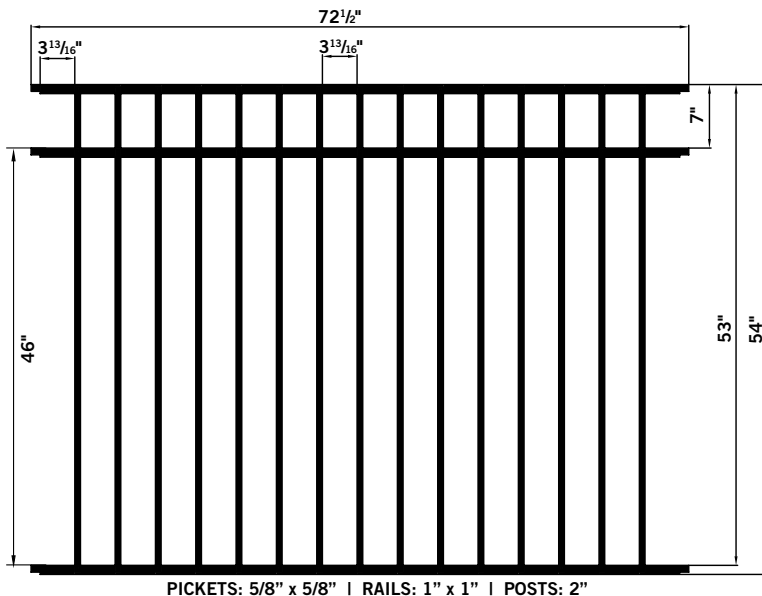
E040V-BK/BZ - MATCHING, ACCENT, AND RAINBOW GATES

Item #	Description	Color	Loose Each
EOGF440V-BK	48"W x 48"H BLACK Matching Gate for Ovation	BLACK	-
EOGF440V-BZ	48"W x 48"H BRONZE Matching Gate for Ovation	BRONZE	-
EOGF540V-BK	60"W x 48"H BLACK Matching Gate for Ovation	BLACK	-
EOGF540V-BZ	60"W x 48"H BRONZE Matching Gate for Ovation	BRONZE	-
EOGF440VA-BK	48"W x 48"H BLACK Accent Gate for Ovation	BLACK	-
EOGF440VA-BZ	48"W x 48"H BRONZE Accent Gate for Ovation	BRONZE	-
EOGF540VA-BK	60"W x 48"H BLACK Accent Gate for Ovation	BLACK	-
EOGF540VA-BZ	60"W x 48"H BRONZE Accent Gate for Ovation	BRONZE	-
EOGF440VR-BK	(SINGLE) 48"W x 48"H BLACK Rainbow Gate Leaf for Ovation	BLACK	-
EOGF440VR-BZ	(SINGLE) 48"W x 48"H BRONZE Rainbow Gate Leaf for Ovation	BRONZE	-
EOGF540VR-BK	(SINGLE) 60"W x 48"H BLACK Rainbow Gate Leaf for Ovation	BLACK	-
EOGF540VR-BZ	(SINGLE) 60"W x 48"H BRONZE Rainbow Gate Leaf for Ovation	BRONZE	-



* - Check QuickShip Availability on Pg. C-8 | Hardware on Pgs. C-33 - C-38

E054202 - 54" #202 Section



PICKETS: 5/8" x 5/8" | RAILS: 1" x 1" | POSTS: 2"

E054202-BK


54" High 5/8" x 5/8" Three Rail Ornamental Aluminum Picket Fence

54" high three rail fence with a smooth top rail that covers each of the fifteen pickets. Pickets are flush to the bottom rail.

- Available in BLACK and BRONZE
- Available for Quick-Ship delivery
- Matching, accent, and rainbow 48" and 60" gates
- Featuring "hidden screw" technology with "aluminum feature strip"
- Smooth rackability
- 6061 T6 Aluminum Alloy
- DuPont powder coating
- Pickets: Fifteen 5/8" x 5/8" Pickets
- Rails: Three 1" x 1" Rails




E054202-BK/BZ - SECTIONS AND POSTS

Item #	Description	Color	Loose Each
E054202-BK*	54" BLACK #202 Section	BLACK	-
E054202-BZ*	54" BRONZE #202 Section	BRONZE	-
E05202L/E/C-BK	2" x 2" x 84" BLACK Line/End/Corner Post for #200/202	BLACK	-
E05202L/E/C-BZ	2" x 2" x 84" BRONZE Line/End/Corner Post for #200/202	BRONZE	-
E05202HGP-BK	2" x 2" x 84" BLACK Heavy Duty Gate/End Post for #200/202	BLACK	-
E05202HGP-BZ	2" x 2" x 84" BRONZE Heavy Duty Gate/End Post for #200/202	BRONZE	-



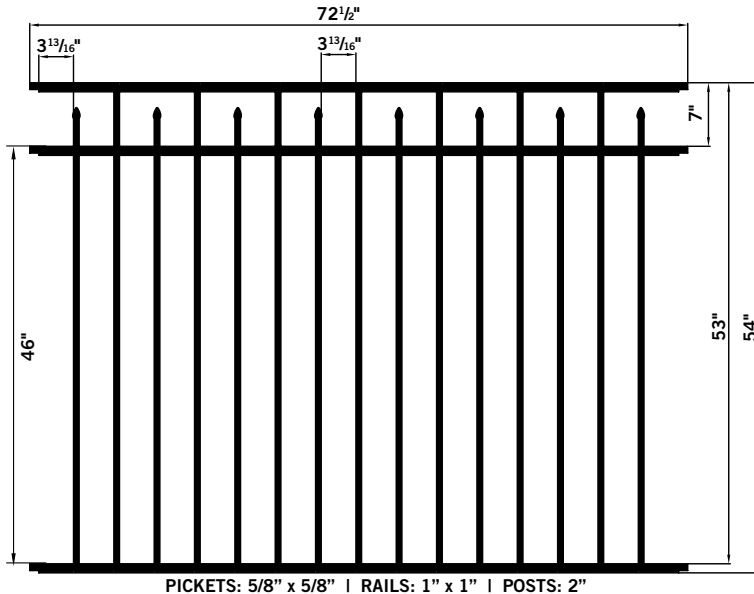
E054202-BK/BZ - MATCHING, ACCENT, AND RAINBOW GATES

Item #	Description	Color	Loose Each
EOGF454202-BK	48"W x 54"H BLACK Matching Gate for #202	BLACK	-
EOGF454202-BZ	48"W x 54"H BRONZE Matching Gate for #202	BRONZE	-
EOGF554202-BK	60"W x 54"H BLACK Matching Gate for #202	BLACK	-
EOGF554202-BZ	60"W x 54"H BRONZE Matching Gate for #202	BRONZE	-
EOGF454202A-BK	48"W x 54"H BLACK Accent Gate for #202	BLACK	-
EOGF454202A-BZ	48"W x 54"H BRONZE Accent Gate for #202	BRONZE	-
EOGF554202A-BK	60"W x 54"H BLACK Accent Gate for #202	BLACK	-
EOGF554202A-BZ	60"W x 54"H BRONZE Accent Gate for #202	BRONZE	-
EOGF454202R-BK	(SINGLE) 48"W x 54"H BLACK Rainbow Gate Leaf for #202	BLACK	-
EOGF454202R-BZ	(SINGLE) 48"W x 54"H BRONZE Rainbow Gate Leaf for #202	BRONZE	-
EOGF554202R-BK	(SINGLE) 60"W x 54"H BLACK Rainbow Gate Leaf for #202	BLACK	-
EOGF554202R-BZ	(SINGLE) 60"W x 54"H BRONZE Rainbow Gate Leaf for #202	BRONZE	-



* - Check QuickShip Availability on Pg. C-8 | Hardware on Pgs. C-33 - C-38

E054200 - 54" #200 Section



E054200-BK


54" High 5/8" x 5/8" Three Rail Ornamental Aluminum Picket Fence

54" high ornamental aluminum three rail picket fence that duplicates the classic wrought iron fence look with an attractive pressed point at the top of each alternating picket. Pickets are flush to the bottom rail.

- Available in BLACK and BRONZE
- Available for Quick-Ship delivery
- Matching, accent, and rainbow 48" and 60" gates
- Featuring "hidden screw" technology with "aluminum feature strip"
- Smooth rackability
- 6061 T6 Aluminum Alloy
- DuPont powder coating
- Pickets: Fifteen 5/8" x 5/8" Pickets
- Rails: Three 1" x 1" Rails



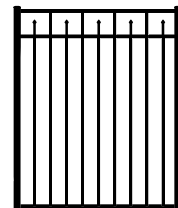
E054200-BK/BZ - SECTIONS AND POSTS

Item #	Description	Color	Loose Each
E054200-BK*	54" BLACK #200 Section	BLACK	-
E054200-BZ*	54" BRONZE #200 Section	BRONZE	-
E05202L/E/C-BK	2" x 2" x 84" BLACK Line/End/Corner Post for #200/202	BLACK	-
E05202L/E/C-BZ	2" x 2" x 84" BRONZE Line/End/Corner Post for #200/202	BRONZE	-
E05202HGP-BK	2" x 2" x 84" BLACK Heavy Duty Gate/End Post for #200/202	BLACK	-
E05202HGP-BZ	2" x 2" x 84" BRONZE Heavy Duty Gate/End Post for #200/202	BRONZE	-



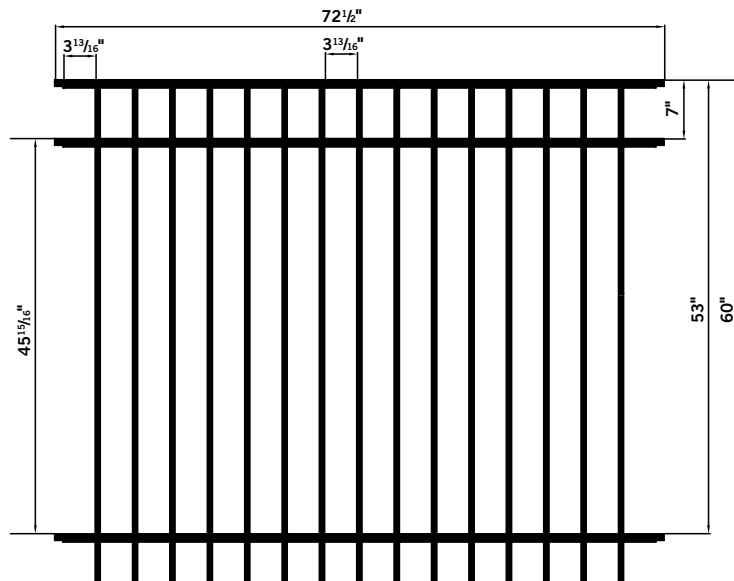
E054200-BK/BZ - MATCHING, ACCENT, AND RAINBOW GATES

Item #	Description	Color	Loose Each
EOGF454200-BK	48"W x 54"H BLACK Matching Gate for #200	BLACK	-
EOGF454200-BZ	48"W x 54"H BRONZE Matching Gate for #200	BRONZE	-
EOGF554200-BK	60"W x 54"H BLACK Matching Gate for #200	BLACK	-
EOGF554200-BZ	60"W x 54"H BRONZE Matching Gate for #200	BRONZE	-
EOGF454200A-BK	48"W x 54"H BLACK Accent Gate for #200	BLACK	-
EOGF454200A-BZ	48"W x 54"H BRONZE Accent Gate for #200	BRONZE	-
EOGF554200A-BK	60"W x 54"H BLACK Accent Gate for #200	BLACK	-
EOGF554200A-BZ	60"W x 54"H BRONZE Accent Gate for #200	BRONZE	-
EOGF454200R-BK	(SINGLE) 48"W x 54"H BLACK Rainbow Gate Leaf for #200	BLACK	-
EOGF454200R-BZ	(SINGLE) 48"W x 54"H BRONZE Rainbow Gate Leaf for #200	BRONZE	-
EOGF554200R-BK	(SINGLE) 60"W x 54"H BLACK Rainbow Gate Leaf for #200	BLACK	-
EOGF554200R-BZ	(SINGLE) 60"W x 54"H BRONZE Rainbow Gate Leaf for #200	BRONZE	-



* - Check QuickShip Availability on Pg. C-8 | Hardware on Pgs. C-33 - C-38

E05202 - 60" #202 Section



PICKETS: 5/8" x 5/8" | RAILS: 1" x 1" | POSTS: 2"

E05202-BK


60" High 5/8" x 5/8" Three Rail Ornamental Aluminum Picket Fence

60" high three rail fence with a smooth top rail that covers each of the fifteen pickets. Pickets pass through the bottom rail.

- Available for Quick-Ship delivery
- Matching, accent, and rainbow 48" and 60" gates
- Featuring "hidden screw" technology with "aluminum feature strip"
- Smooth rackability
- 6061 T6 Aluminum Alloy
- DuPont powder coating
- Pickets: Fifteen 5/8" x 5/8" Pickets
- Rails: Three 1" x 1" Rails




E05202-BK - SECTIONS AND POSTS

Item #	Description	Color	Loose Each
E05202-BK*	60" BLACK #202 Section	BLACK	-
E05202L/E/C-BK	2" x 2" x 84" BLACK Line/End/Corner Post for #200/202	BLACK	-
E05202HGP-BK	2" x 2" x 84" BLACK Heavy Duty Gate/End Post for #200/202	BLACK	-



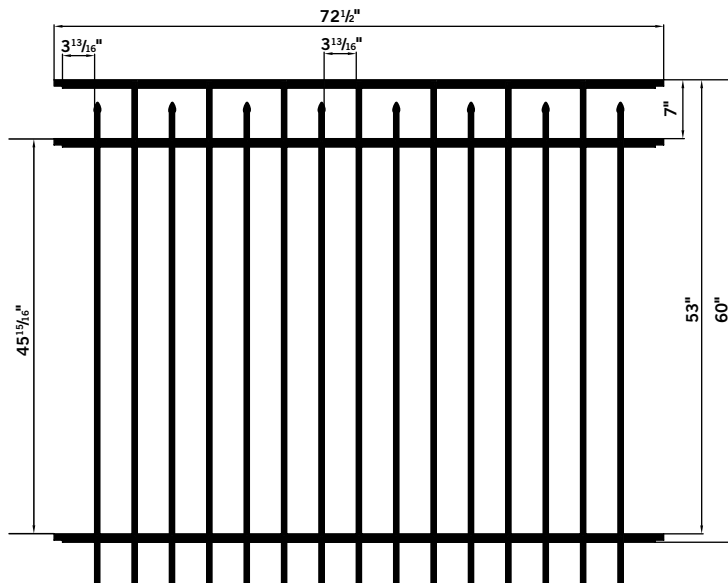
E05202-BK - MATCHING, ACCENT, AND RAINBOW GATES

Item #	Description	Color	Loose Each
E0GF45202-BK	48"W x 60"H BLACK Matching Gate for #202	BLACK	-
E0GF55202-BK	60"W x 60"H BLACK Matching Gate for #202	BLACK	-
E0GF45202A-BK	48"W x 60"H BLACK Accent Gate for #202	BLACK	-
E0GF55202A-BK	60"W x 60"H BLACK Accent Gate for #202	BLACK	-
E0GF45202R-BK	(SINGLE) 48"W x 60"H BLACK Rainbow Gate Leaf for #202	BLACK	-
E0GF55202R-BK	(SINGLE) 60"W x 60"H BLACK Rainbow Gate Leaf for #202	BLACK	-



* - Check QuickShip Availability on Pg. C-8 | Hardware on Pgs. C-33 - C-38

E05200 - 60" #200 Section



PICKETS: 5/8" x 5/8" | RAILS: 1" x 1" | POSTS: 2"

E05200-BK


60" High 5/8" x 5/8" Three Rail Ornamental Aluminum Picket Fence

60" high three rail fence with a smooth top rail that covers each of the fifteen pickets with an attractive pressed point at the top of each alternating picket. Pickets pass through the bottom rail.

- Available for Quick-Ship delivery
- Matching, accent, and rainbow 48" and 60" gates
- Featuring "hidden screw" technology with "aluminum feature strip"
- Smooth rackability
- 6061 T6 Aluminum Alloy
- DuPont powder coating
- Pickets: Fifteen 5/8" x 5/8" Pickets
- Rails: Three 1" x 1" Rails




E05200-BK - SECTIONS AND POSTS

Item #	Description	Color	Loose Each
E05200-BK*	60" BLACK #200 Section	BLACK	-
E05202L/E/C-BK	2" x 2" x 84" BLACK Line/End/Corner Post for #200/202	BLACK	-
E05202HGP-BK	2" x 2" x 84" BLACK Heavy Duty Gate/End Post for #200/202	BLACK	-



E05200-BK - MATCHING, ACCENT, AND RAINBOW GATES


Item #	Description	Color	Loose Each
EOGF45200-BK	48"W x 60"H BLACK Matching Gate for #200	BLACK	-
EOGF55200-BK	60"W x 60"H BLACK Matching Gate for #200	BLACK	-
EOGF45200A-BK	48"W x 60"H BLACK Accent Gate for #200	BLACK	-
EOGF55200A-BK	60"W x 60"H BLACK Accent Gate for #200	BLACK	-
EOGF45200R-BK	(SINGLE) 48"W x 60"H BLACK Rainbow Gate Leaf for #200	BLACK	-
EOGF55200R-BK	(SINGLE) 60"W x 60"H BLACK Rainbow Gate Leaf for #200	BLACK	-



* - Check QuickShip Availability on Pg. C-8 | Hardware on Pgs. C-33 - C-38

E06202 - 72" #202 Section

NEW ITEM!



E06202-BK

72" High 5/8" x 5/8" Four Rail Ornamental Aluminum Picket Fence


72" high four rail fence with a smooth top rail that covers each of the fifteen pickets. Pickets pass through the bottom rail.

- Available for Quick-Ship delivery
- Matching, accent, and rainbow 48" and 60" gates
- Featuring "hidden screw" technology with "aluminum feature strip"
- Smooth rackability
- 6061 T6 Aluminum Alloy
- DuPont powder coating
- Pickets: Fifteen 5/8" x 5/8" Pickets
- Rails: Four 1" x 1" Rails

* - Check QuickShip Availability on Pg. C-8
Hardware on Pgs. C-33 - C-38


E06202-BK - SECTIONS AND POSTS

Item #	Description	Color	Loose Each
E06202-BK*	72" BLACK #202 Section	BLACK	-
E06202L/E/C-BK	2" x 2" x 108" BLACK Line/End/Corner Post for #200/202	BLACK	-
E06202HGP-BK	2" x 2" x 108" BLACK Heavy Duty Gate/End Post for #200/202	BLACK	-



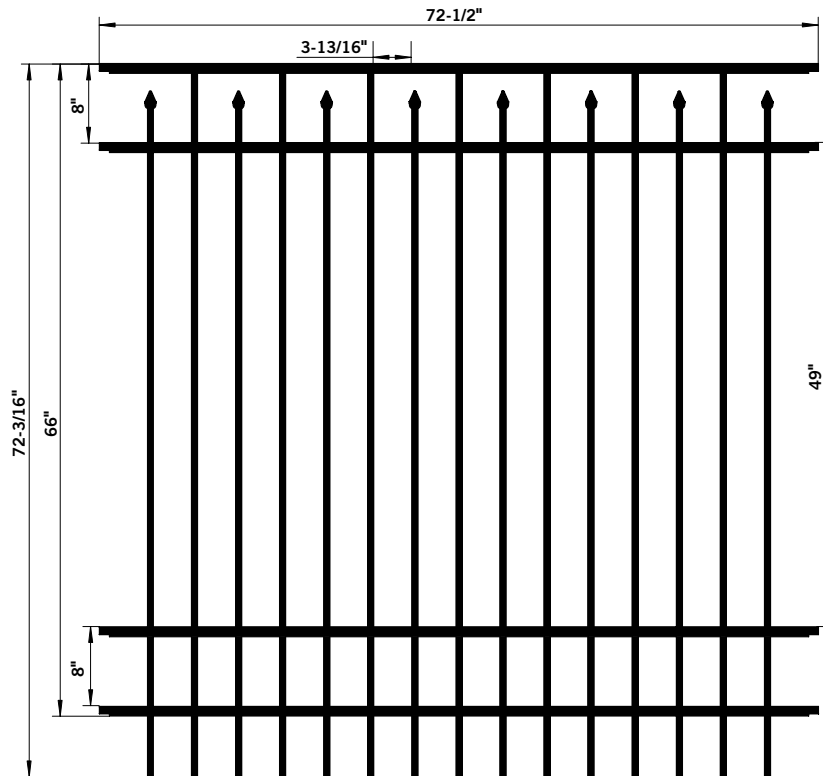
E06202-BK - MATCHING, ACCENT, AND RAINBOW GATES - MATCHING GATES

Item #	Description	Color	Loose Each
EOGF46202-BK	48"W x 72"H BLACK Matching Gate for #202	BLACK	-
EOGF56202-BK	60"W x 72"H BLACK Matching Gate for #202	BLACK	-
EOGF46202A-BK	48"W x 72"H BLACK Matching ACCENT Gate for #202	BLACK	-
EOGF56202A-BK	60"W x 72"H BLACK Matching ACCENT Gate for #202	BLACK	-
EOGF46202R-BK	(SINGLE) 48"W x 72"H BLACK Rainbow Gate Leaf for #202	BLACK	-
EOGF56202R-BK	(SINGLE) 60"W x 72"H BLACK Rainbow Gate Leaf for #202	BLACK	-



E06200 - 72" #200 Section

NEW ITEM!



E06200-BK

72" High 5/8" x 5/8" Four Rail Ornamental Aluminum Picket Fence


72" high four rail fence with a smooth top rail that covers each of the fifteen pickets with an attractive pressed point at the top of each alternating picket. Pickets pass through the bottom rail.

- Available for Quick-Ship delivery
- Matching, accent, and rainbow 48" and 60" gates
- Featuring "hidden screw" technology with "aluminum feature strip"
- Smooth rackability
- 6061 T6 Aluminum Alloy
- DuPont powder coating
- Pickets: Fifteen 5/8" x 5/8" Pickets
- Rails: Four 1" x 1" Rails

* - Check QuickShip Availability on Pg. C-8
Hardware on Pgs. C-33 - C-38


E06200-BK - SECTIONS AND POSTS

Item #	Description	Color	Loose Each
E06200-BK*	72" BLACK #200 Section	BLACK	-
E06202L/E/C-BK	2" x 2" x 108" BLACK Line/End/Corner Post for #200/202	BLACK	-
E06202HGP-BK	2" x 2" x 108" BLACK Heavy Duty Gate/End Post for #200/202	BLACK	-



E06200-BK - MATCHING, ACCENT, AND RAINBOW GATES

Item #	Description	Color	Loose Each
EOGF46200-BK	48"W x 72"H BLACK Matching Gate for #200	BLACK	-
EOGF56200-BK	60"W x 72"H BLACK Matching Gate for #200	BLACK	-
EOGF46200A-BK	48"W x 72"H BLACK Matching ACCENT Gate for #200	BLACK	-
EOGF56200A-BK	60"W x 72"H BLACK Matching ACCENT Gate for #200	BLACK	-
EOGF46200R-BK	(SINGLE) 48"W x 72"H BLACK Rainbow Gate Leaf for #200	BLACK	-
EOGF56200R-BK	(SINGLE) 60"W x 72"H BLACK Rainbow Gate Leaf for #200	BLACK	-



ESTATE and INDUSTRIAL SLIDE GATES



Eastern Ornamental Aluminum® Estate and Industrial Gates come in a variety of heights and openings. Estate Driveway Gates feature 3/4" square pickets in an all welded U-Frame design. Industrial Gates feature 1" square pickets. All gates are available in double drive or slide gates. 4" posts are recommended for gates over 29 sq. ft. in size (especially when an operator is to be used). 6" posts are recommended for single gates over 45 sq. ft. in size. **Add circles, finials or scrolls to further enhance the beauty of these elegant entrance gates.**

PICKET TOPS

STANDARD




OPTIONAL

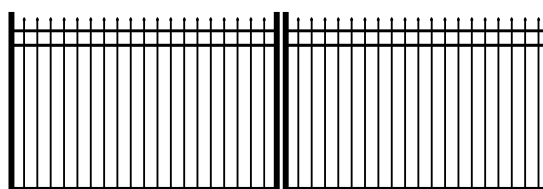


A


B




A




B




C



D



E




F

ALL ESTATE GATES COME WITH FLUSH BOTTOM
HEIGHTS ON ARCHES ARE 1' OVER OPENING FROM HEIGHT ORDERED

CUSTOM HEIGHTS AND EXPOSED BOTTOM GATES AVAILABLE

EASTERN ORNAMENTAL ALUMINUM® INTERNAL SLIDE GATES ALSO AVAILABLE



G

INDUSTRIAL ALUMINUM FENCE



INDUSTRIAL ALUMINUM

8' W x 6' H Sections, 1" x 1" Pickets.



EO6101IND-BK

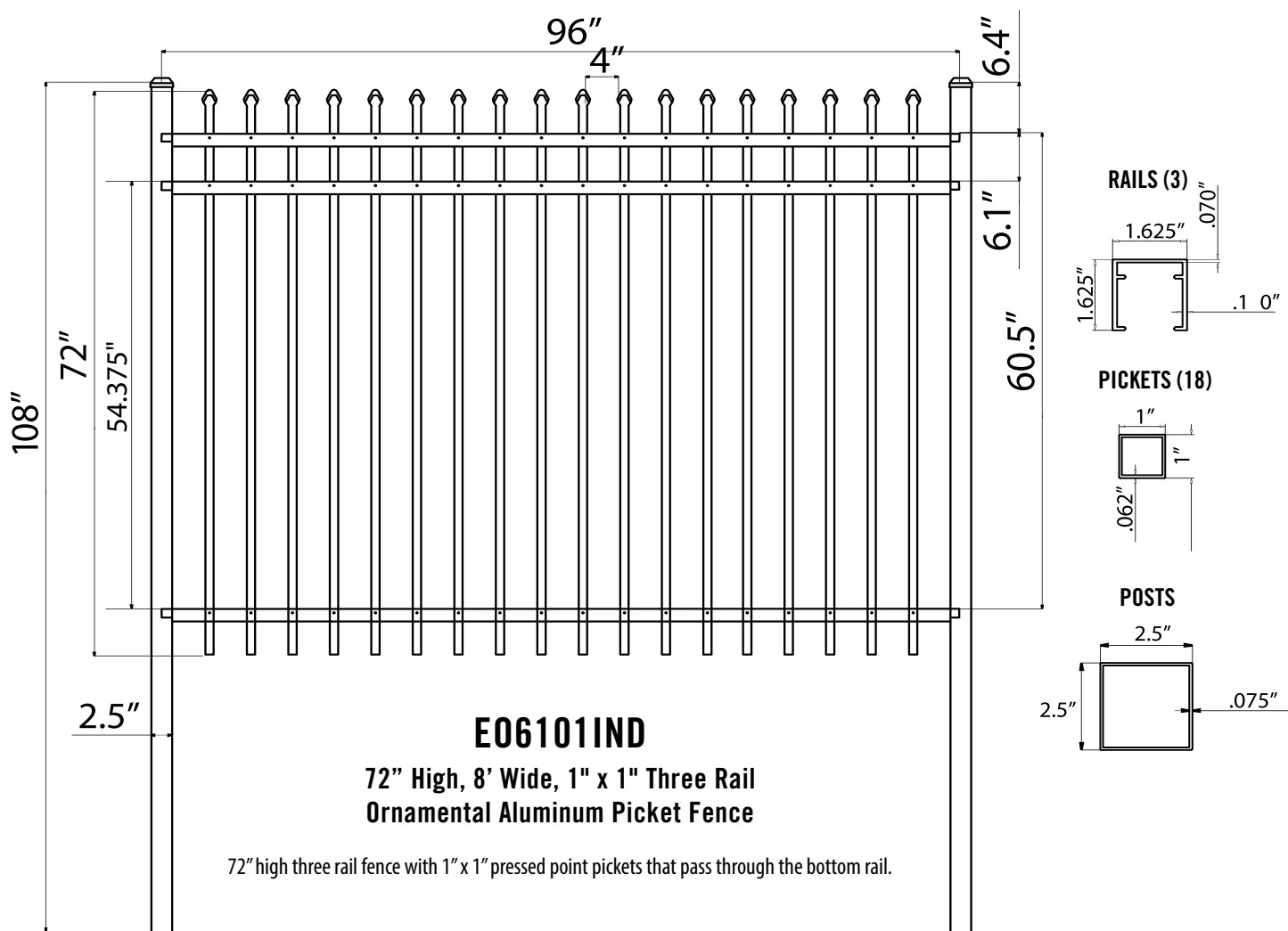
Eastern Ornamental Aluminum Industrial 1" x 1" Picket Fence offers the beauty of wrought iron fence without the maintenance or cost. It can be used for code compliant swimming pool fence, security fencing, animal fence, residential fence, commercial/industrial aluminum fence, and any general purpose perimeter fence.

Eastern Ornamental also offers custom fencing. Anything can be made for specialized needs – just let us know and we will have it quoted quickly. Industrial grade fencing is traditionally used to define high visibility property boundary definition and for a high level of security. **Eastern Ornamental Aluminum Industrial 1" x 1" Picket Fencing** has been designed to withstand above-average abuse and to act as a deterrent to trespassers.

- **QUICKSHIP® - (In Stock - No Wait)**
- **PICKETS:** 1" x 1" (.062" Wall)
- **PICKET SPACING:** 3-31/32"
- **RAILS:** 1-5/8" x 1-5/8" (.100" Wall)
- **POSTS:** 2.5" x 2.5" (.075" Wall),
4" x 4" (.125" Wall),
6" x 6" (.188" Wall)
- **FINISH:** DuPont® Alesta® Powder Coat Finish
- **ALLOY PICKETS:** 6063-T5
- **ALLOY RAILS:** 6061-T6
- **ALLOY POSTS:** 6061-T6




E06101IND - 72" #101 Section



E06101IND-BK - Industrial 1" Picket 8'W x 6'H

Item #	Description	Color	Loose Each
E06101IND-BK*	72"H x 96"W Industrial 1" Picket #101	BK	-
E06101INDL/E/C-BK	2-1/2" x 2-1/2" x 108" Industrial End/Line/Corner Post #101	BK	-
EOGF46101IND-BK	48"W x 72"H Industrial Gate 1" Picket #101	BK	-
EOGF56101IND-BK	60"W x 72"H Industrial Gate 1" Picket #101	BK	-



HINGES AND LATCHES SOLD SEPARATELY (SEE ACCESSORIES)

* - Check QuickShip Availability on Pg. C-8 | Hardware on Pgs. C-33 - C-38

Eastern Ornamental Aluminum E06101IND-BK 3 Part Specification

PART 1 GENERAL

1.01 Description

- A. Furnish and install industrial grade aluminum ornamental fence and accessory materials as provided by Eastern Ornamental Fence and as indicated on the drawings and as specified. The work includes, but is not limited to the following:
1. Fences, gates and related hardware.

1.02 Quality Assurance

- A. References
1. AAMA 800- Specifications and test methods for sealants
 2. AAMA 2603 - Voluntary Specification, Performance Requirements and Test Procedures for Pigmented Organic Coatings on Aluminum Extrusions and Panels
 3. ASTM B117- Standard practice for operating salt spray apparatus
 4. ASTM D1654- Standard test method for evaluation of painted or coated specimens subjected to corrosive environments
 5. ASTM D523- Standard test method for specular gloss..
 6. Accelerated weathering for 500 hours under Method 6152 of Federal Test Method 141 shall show no adhesion loss, with only slight fading, chalking and water staining.
 7. Outdoor weathering shall show no adhesion loss, checking of crazing, with only slight fade and chalk when exposed for one year in Florida facing south at a 45 degree angle.w
 8. Minimum hardness of 2H using ASTM D3363

1.03 Submittals

- A. Manufacturer's product literature and certification
- B. Shop drawings in sufficient detail to show fabrication, anchorage and interface of the work. Include plan layout, accessories, fittings and hardware.

1.04 Warranty

- A. The entire fence system shall have a Limited Lifetime warranty against defects in workmanship and material while the finish must also carry a limited lifetime warranty against cracking, chipping or peeling.

PART 2 PRODUCTS

2.01 Supplier

Eastern Ornamental Fence
<http://www.EasternOrnamentalFence.com>

2.02 Materials

- A. Aluminum Extrusions: All posts and rails shall be extruded from 6061-T6 aluminum alloy having a minimum yield strength of 39,900 PSI. All pickets shall be extruded from 6063-T5 aluminum alloy having a minimum yield strength of 27,000 PSI.
- B. Fasteners: All fasteners shall be stainless steel with a zinc dichromate coating for enhanced corrosion resistance. Phillips head screws shall be used to attach the pickets to the rails while self-drilling, self-tapping (Phillips) head screws shall be used to connect the rails to the post. All screws shall be painted to match the finish of the fence.
- C. Accessories: All castings used for post caps, finials, scrolls, rail/base attachments and latches shall be made from zinc or aluminum. Only stainless steel fasteners may be used with these accessories. All accessories will be painted to match the finish of the fence.

2.03 Finish

- A. A four stage pretreatment shall be applied to assure maximum adhesion and corrosion resistance
- B. After the pretreatment, the metal is dried and all materials shall be coated with a DuPont Alesta powder coat finish.
- C. The color to be selected by the architect from the manufacturer's standard color selections.

2.04 Construction

- A. Industrial Series
1. Horizontal Rails shall be 1-5/8" square "U" channels. Pickets shall pass through holes punched in the top rail. The rails shall have a top

- wall thickness of 0.70" and a side wall thickness of .100". Sections will be manufactured with three horizontal rails
2. Pickets shall be fastened to the rails using zinc-coated stainless steel screws painted to match the color of the fence. Screws shall be used on only one side of the rail leaving the other side with a clean appearance. Pickets shall be 1" square with a .062" wall thickness.
 3. Posts shall be 2-1/2" square with a .075" wall thickness.
 4. Gate posts shall be [4" square with a .125" wall thickness] [6" square with a .188" wall thickness]. A gate requires a gate post on both sides. A cast aluminum cap is to be used on all posts.
 5. Spacing shall be 3-31/32" between pickets.
 6. Installed Centers shall be 96" on center (2-1/2" posts).
 7. Height shall be 72"
 8. Color shall be powder coated black.

2.05 Concrete

- A. Comply with requirements specified in Section 03 11 13 - Structural Cast-in-Place Concrete Forming

3.01 Surface Conditions

- A. Examine the areas and conditions under which work of this section will be performed. Correct conditions detrimental to timely and proper completion of work. Do not proceed until unsatisfactory conditions are corrected.

PART 3 EXECUTION

3.02 Installation

- A. Follow manufacturer's instructions for the installation of all gates and fencing.
- B. All material must be checked upon receipt at the job site prior to installation to check for damage that may have occurred during transport. The fence system must be stored in a safe place and dry environment so as to protect it from any potential damage. The fence system must be installed with manufacturer's standard procedures.

3.03 Setting Posts

- A. Remove loose and foreign materials from sites and bottoms of holes and moisten soil prior to pouring concrete. Center and align posts in holes. Place concrete around posts in a continuous pour and vibrate or tamp for consolidation.
- B. Check each post for vertical and top alignment. Hold in position during placement and finishing operation. Trowel tops of footings and slope or dome to direct water away from posts.
- C. Set keeps, stops, sleeves and other accessories into concrete as required. Keep exposed concrete surfaces moist for at least seven days after placement, or cure with a membrane curing material. Grout-in those parts with are set into sleeved holes, concrete constructions or rock excavations using non-shrink Portland cement grout.

3.04 Installing Gates

- A. Install gates plumb, level and secure for full opening without interference. Install ground-set items in concrete for anchorage in accordance with manufacturer's recommendations as approved by the architect. Lubricate and adjust the hardware for smooth operation.

WARRANTY

Eastern Ornamental Fence manufactures fence systems using the finest in materials and coatings to bring you the most beautiful, strong, and durable fence system on the market.

All Eastern Ornamental Aluminum Industrial 1" x 1" Picket fence components manufactured by Eastern Ornamental Fence and coated are warranted against workmanship with a Limited Lifetime Warranty from the original purchase date as shown on the receipt.

For a full warranty statement or more information, please contact:

www.EasternOrnamentalFence.com

ORNAMENTAL FENCE POSTS



BLANK POSTS (ALL POSTS COME WITH MATCHING FLAT CAP)

Item #	Description	Color	Loose Each
AL2272-BK	2" x 2" x 72" Blank Post (Includes Flat Cap) BLACK	BK	-
AL2272-BZ	2" x 2" x 72" Blank Post (Includes Flat Cap) BRONZE	BZ	-
ALHD2284-BK	2" x 2" x 84" HD Blank Post (Includes Flat Cap) BLACK	BK	-
ALHD2284-BZ	2" x 2" x 84" HD Blank Post (Includes Flat Cap) BRONZE	BZ	-
AL2296-BK	2" x 2" x 96" Blank Post (Includes Flat Cap) BLACK	BK	-
AL2296-BZ	2" x 2" x 96" Blank Post (Includes Flat Cap) BRONZE	BZ	-
AL2584-BK	2-1/2" x 2-1/2" x 84" Blank Post (Includes Flat Cap) BLACK	BK	-
ALHD2584-BK	2-1/2" x 2-1/2" x 84" HD Blank Post (Includes Flat Cap) BLACK	BK	-
AL25144-BK	2-1/2" x 2-1/2" x 144" Blank Post (Includes Flat Cap) BLACK	BK	-
AL447-BK	4" x 4" x 84" Blank Post (Includes Flat Cap) BLACK	BK	-
AL447-BZ	4" x 4" x 84" Blank Post (Includes Flat Cap) BRONZE	BZ	-
AL449-BK	4" x 4" x 108" Blank Post (Includes Flat Cap) BLACK	BK	-
AL449-BZ	4" x 4" x 108" Blank Post (Includes Flat Cap) BRONZE	BZ	-
AL6612-BK	6" x 6" x 144" Blank Post (Includes Flat Cap) BLACK	BK	-
AL6612-BZ	6" x 6" x 144" Blank Post (Includes Flat Cap) BRONZE	BZ	-



ORNAMENTAL GATE HARDWARE



GATE HARDWARE

Item #	Description	Color	Loose Each	
EOH-BK	Ornamental Self-Closing Hinge (Pair) BLACK	BK	-	
EOH-BZ	Ornamental Self-Closing Hinge (Pair) BRONZE	BZ	-	
EOHIND-BK	Ornamental Industrial Hinge BLACK (Each)	BK	-	
EOH-BK	Ornamental Latch BLACK	BK	-	
DDLLDAB-K-BK	D&D Lokk Latch - Keyed	BK	-	
EODR-BK	Ornamental Drop Rod with Guides	BK	-	
MLDD-BK	Magna Latch D&D	BK	-	

NEW ITEM!

ORNAMENTAL FENCE FITTINGS



WALL MOUNTS

Item #	Description	Color	Loose Each	
EORWM-BK	Resi Wall Mounts - BLACK	BK	-	
EORWM-BZ	Resi Wall Mounts - BRONZE	BZ	-	
EOINDWM-BK	Industrial Wall Mounts - BLACK	BK	-	
EOARWM-BK	Adjustable Resi Wall Mounts - BLACK	BK	-	
EOARWM-BZ	Adjustable Resi Wall Mounts - BRONZE	BZ	-	
EOOWM-BK	Ovation Wall Mount - BLACK	BK	-	
EOOWM-BZ	Ovation Wall Mount - BRONZE	BZ	-	
EOAOWM-BK	Adjustable Ovation Wall Mounts - BLACK	BK	-	
EOAOWM-BZ	Adjustable Ovation Wall Mounts - BRONZE	BZ	-	
EODMC2-BK	Deck Mount Casting 2" - BLACK	BK	-	
EODMC2-BZ	Deck Mount Casting 2" - BRONZE	BZ	-	

ORNAMENTAL POST CAPS



POST CAPS

Item #	Description	Color	Loose Each	
E0BC2-BK	Ball Cap 2" - BLACK	BK	-	
E0BC2-BZ	Ball Cap 2" - BRONZE	BZ	-	
E0BC250-BK	Ball Cap 2-1/2" - BLACK	BK	-	
E0BC4-BK	Ball Cap 4" - BLACK	BK	-	
E0BC4-BZ	Ball Cap 4" - BRONZE	BZ	-	
E0FC2-BK	Square Flat Post Cap 2" - BLACK	BK	-	
E0FC2-BZ	Square Flat Post Cap 2" - BRONZE	BZ	-	
E0FC250-BK	Square Flat Post Cap 2-1/2" - BLACK	BK	-	
E0FC4-BK	Square Flat Post Cap 4" - BLACK	BK	-	
E0FC4-BZ	Square Flat Post Cap 4" - BRONZE	BZ	-	
E0FC6-BK	Square Flat Post Cap 6" - BLACK	BK	-	
E0FC6-BZ	Square Flat Post Cap 6" - BRONZE	BZ	-	
V22P-BK	Palace Solar Light Cap 2" x 2" or 2-1/2" x 2-1/2" - BLACK	BK	-	

ORNAMENTAL LOW VOLTAGE LIGHTING

NEW ITEM!



Simple and Easy to Install | No wires to cut - plug together wiring harness

Single power supply for all lights | No need for an electrician or electrical permits

Weather resistant connectors and lights | Long-lasting LED's | Housings are durable and UV stable

Low voltage DC power supply | Dusk to dawn light sensor | Available with remote dimmer switch

Ornamental LV Post Cap Light
Shown in Smooth Finish (FENCE)




1.60 Watts

Ornamental LV Combo Post Cap
Shown in Textured Finish (RAILING)



1.60 Watts

Code	Description	Finish	Code	Description	Finish
EOLPC2-BK	2" LV Ornamental Cap - Black	Smooth (Fence)	EOLC02-BK	2" Ornamental LV Combo Cap - Black	Smooth (Fence)
EOLPC4-BK	4" LV Ornamental Cap - Black	Smooth (Fence)	EOLC04-BK	4" Ornamental LV Combo Cap - Black	Smooth (Fence)
EORLPC25-BK	2.5" LV Ornamental Cap - Black	Textured (Railing)	EORLC025-BK	2.5" Ornamental LV Combo Cap - Black	Textured (Railing)
EORLPC30-BK	3" LV Ornamental Cap - Black	Textured (Railing)	EORLC030-BK	3" Ornamental LV Combo Cap - Black	Textured (Railing)



0.80 Watts

EORLDOME-BK


LV Dome Side Light Scalloped Lens
(BLACK)



0.40 Watts

EORLST-BK (Shown on 4" Post)

LV Side/Stair Light
(BLACK) (Comes with 2 Covers)



0.40 Watts

EORLSIDE-BK

Ornamental LV Side Light
(BLACK)

ORNAMENTAL LOW VOLTAGE LIGHTING

NEW ITEM!




Power Supplies (For Use With Both Vinyl & Ornamental)

Illusions and Eastern Ornamental Low Voltage Lighting products are incredibly easy and intuitive to install. Shown here are the available power supply options.



LV50PS 50 Watt Power Supply w/ Photo Eye, Timer, Remote, and Bluetooth



LV12DIM
(OPTIONAL) Dimmer for use with
12 Watt Low Voltage
Power Supply (Remote Included)

LV12PS
12 Watt Power Supply w/ Photo Eye



Harnesses & Splitters

LV2WH - 2' Wire Harness | **LV5WH** - 5' Wire Harness | **LV7WH** - 7' Wire Harness
LV9WH - 9' Wire Harness | **LV2SPLT** - 2 Output Splitter | **LV5SPLT** - 5 Output Splitter

CAPS AND POST LIGHTS

Item #	Description	Color	Pal/Bdl	Loose	Case Ea	10 Case
EOLPC2-BK	2" Post Cap Light - Black	BK		-		
EOLPC4-BK	4" Post Cap Light - Black	BK		-		
EORLPC25-BK	2.5" Post Cap Light - Black	BK		-		
EORLPC30-BK	3" Post Cap Light - Black	BK		-		
EOLCO2-BK	2" Combo Post Cap Light - Black	BK		-		
EOLCO4-BK	4" Combo Post Cap Light - Black	BK		-		
EORLCO25-BK	2.5" Combo Post Cap Light - Black	BK		-		
EORLCO30-BK	3" Combo Post Cap Light - Black	BK		-		
EORLDOME-BK	Dome Side Light - Scaloped - Black	BK		-		
EORLSIDE-BK	Side Light - Black	BK		-		
EORLST-BK	Side/Stair Light - 2 Covers - Black	BK		-		

POWER SUPPLIES AND ACCESSORIES



Item #	Description	Color	Pal/Bdl	Loose	Case Ea	10 Case
LV50PS	50 Watt Power Supply	N/A		-		
LV12DIM	Dimmer for 12 Watt	N/A		-		
LV2WH	2' Wire Harness	N/A		-		
LV9WH	9' Wire Harness	N/A		-		
LV5WH	5' Wire Harness	N/A		-		
LV2SPLT	2 Output Splitter	N/A		-		
LV7WH	7' Wire Harness	N/A		-		
LV5SPLT	5 Output Splitter	N/A		-		
LV12PS	12 Watt Power Supply	N/A		-		

NOTE: ORNAMENTAL FENCE AND RAILING LIGHTS AVAILABLE IN BLACK ONLY

ORNAMENTAL FENCE FITTINGS



MISCELLANEOUS

Item #	Description	Color	Loose Each	
E0SS1-BK	SS-1 Scroll Residential - BLACK	BK	-	
E0SS1-BZ	SS-1 Scroll Residential - BRONZE	BZ	-	
E0RINGS-BK	Ornamental Rings - BLACK	BK	-	
E0RINGS-BZ	Ornamental Rings - BRONZE	BZ	-	

EASTERN ORNAMENTAL SPRAY PAINT

Item #	Description	Color	Loose Each	
EOP-BK	Eastern Ornamental Spray Paint BLACK 14 oz. - BLACK	BK	-	
EOP-BZ	Eastern Ornamental Spray Paint BRONZE 14 oz. - BRONZE	BZ	-	

EO RESIDENTIAL FENCE WARRANTY



LIMITED LIFETIME WARRANTY

Eastern Ornamental Aluminum® fence is warranted against the specified defects in material and workmanship occurring as a direct result of the manufacturing process, under normal use and service, during the period of time stated and subject to the terms and conditions of this warranty.

Eastern Ornamental Aluminum® finish is warranted against manufacturing defects in material workmanship that result in rusting, blistering, peeling, flaking and abnormal weathering and discoloration.

Any claims for defects under this limited warranty must be made to Eastern Wholesale Fence LLC®, 266 Middle Island Road, Medford, NY 11763 promptly after discovery of the claimed defect, describing the defect claimed, together with the proof of purchase and nature of claim (including photos). A reasonable time should be allowed for inspection purposes. If, after inspection, the manufacturer determines that the claim is in accordance with the terms of limited warranty, then the manufacturer agrees as its option to replace the section or part of the product in the geographical area, whichever shall be less. Labor, installation and any similar costs are excluded herein and shall not be paid by the manufacturer.

Eastern® does not warrant installation or defects caused by installation. This limited warranty is void if any of the following occurs: (a) improper application techniques; (b) misuse, neglect or improper storage; (c) altering or changing the product by use of applied heat, welding, solvents, epoxies or any other alterations beyond the manufacturer's control; (d) impact of objects, fire, flood, hurricane, tornado, wind storms, casualty, or "Acts of God"; (e) adverse effects of air pollution, mold and normal weathering of surfaces.

Eastern® does not recommend or approve this product for all possible end use applications. The appropriate local code authority should be consulted as to its safety and applicability for intended usage. This limited warranty shall be for the benefit of the original purchaser-property owner only and shall not be transferable.

THE WARRANTY STATEMENTS CONTAINED IN THIS LIMITED WARRANTY SET FORTH THE ONLY EXPRESS WARRANTIES EXTENDED BY Eastern Wholesale Fence LLC®, IN LIEU OF ALL OTHER WARRANTIES, AND THE PROVISIONS OF THIS WARRANTY SHALL CONSTITUTE THE ENTIRE LIABILITY OF Eastern Wholesale Fence LLC® AND THE PROPERTY OWNERS EXCLUSIVE REMEDY FOR BREACH OF THIS WARRANTY. Eastern Wholesale Fence LLC® SHALL NOT BE LIABLE TO THE PROPERTY OWNER FOR INCIDENTAL OR CONSEQUENTIAL DAMAGES FOR BREACH OF ANY EXPRESS OR IMPLIED WARRANTY ON THE FENCE.

Some states do not allow the exclusion or limitation of incidental or consequential damages, so the above limitations or exclusions may not apply to you.

This warranty gives you specific legal rights and you may also have other rights, which may vary from state to state.

ORNAMENTAL RAILING



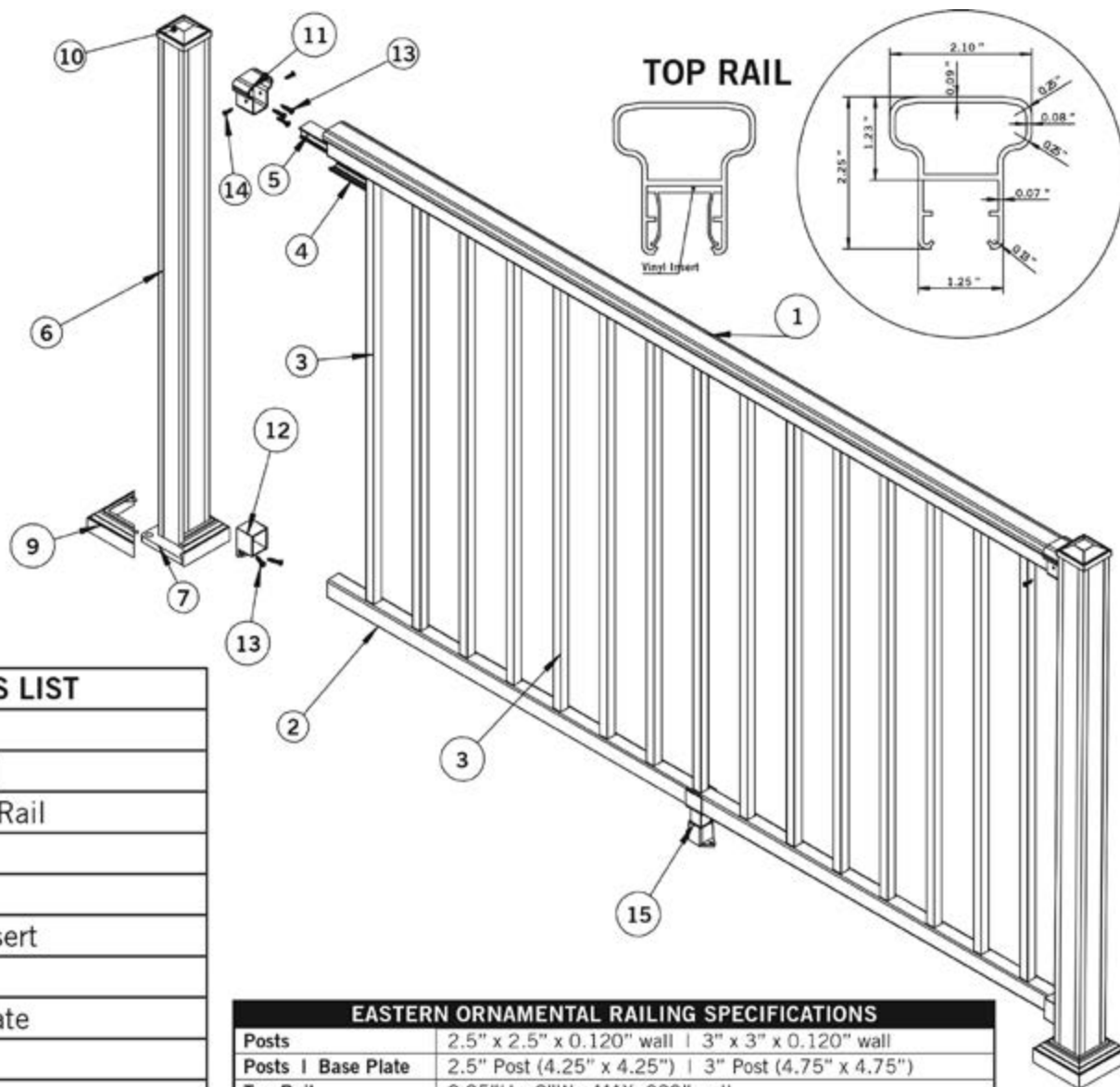
RAILING EOR6/8-36/42



Eastern Ornamental Railing has fast become one of the most respected ornamental aluminum products in the railing industry. Your beautiful new matte finish railing will add the perfect accent to your stoop, deck, patio, or high rise. In accordance to ICC-ES AC273, you can start installing Eastern Ornamental Railing on any floor today.



ORNAMENTAL RAILING SPECIFICATIONS



PARTS LIST

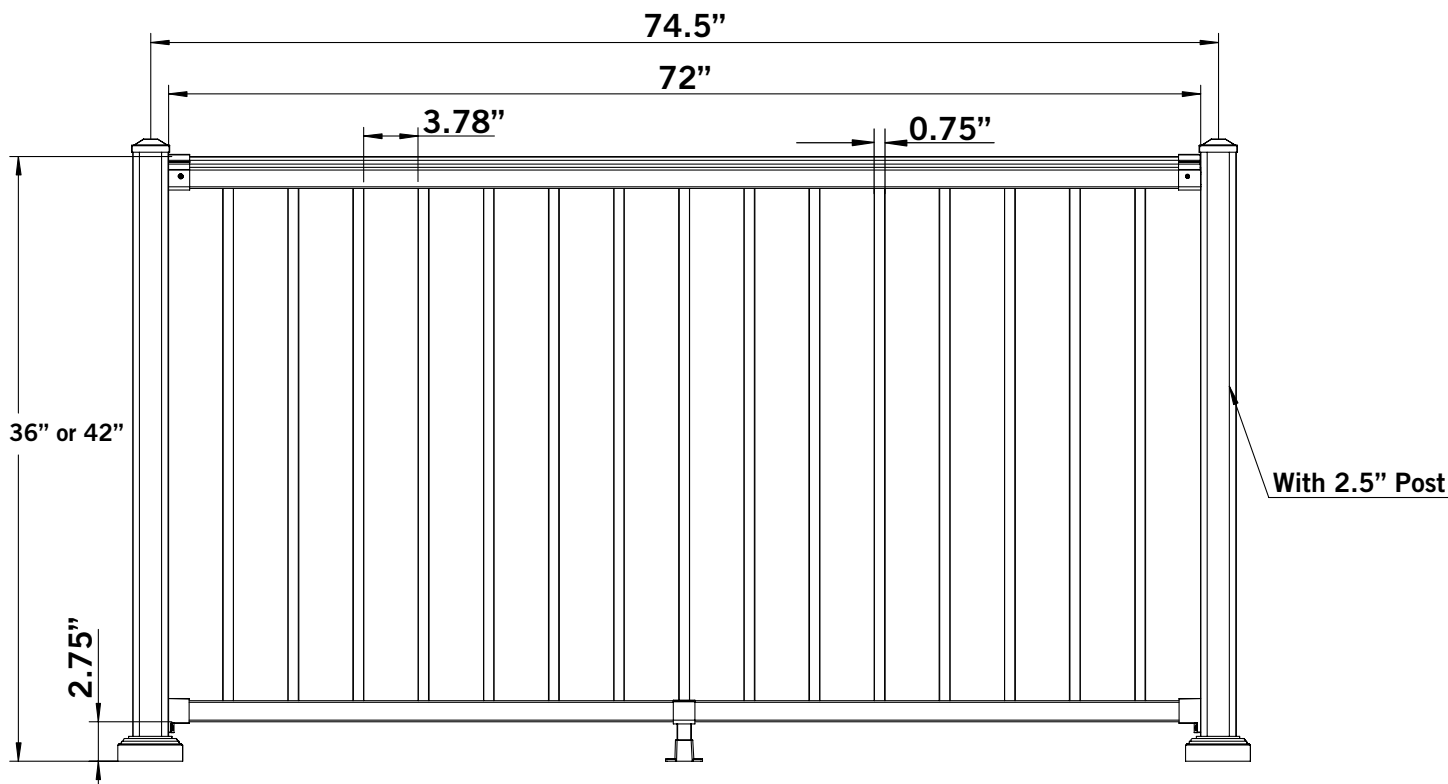
#	Item
1	Top Rail
2	Bottom Rail
3	Picket
4	Spacer
5	Vinyl Insert
6	Post
7	Base Plate
8	Bolt
9	Post Trip
10	Post Cap
11	Top Bracket
12	Bottom Bracket
13	10# 1" Screw
14	8# 3/4" Screw
15	Foot Block Support

EASTERN ORNAMENTAL RAILING SPECIFICATIONS

Posts	2.5" x 2.5" x 0.120" wall 3" x 3" x 0.120" wall
Posts Base Plate	2.5" Post (4.25" x 4.25") 3" Post (4.75" x 4.75")
Top Rail	2.25"H x 2"W x MAX .090" wall
Bottom Rail	1.5"H x 1.25"W x MAX .050" wall
Pickets	.75" x .75" square x .050" wall
Picket Spacing	3.86" MAX
Heights	36" and 42"
Colors	Matte Finish Black
MATERIALS	
Posts	6061 T6 Aluminum Alloy
Rails	6061 T6 Aluminum Alloy
Pickets	6061 T6 Aluminum Alloy
Finish	Interpon Powder Coating Reading, PA

Connection	Fastener
Top Rail Bracket to Post	Three #10 x 1", Self-drill, 304 Stainless Steel Screws
Bottom Rail Bracket to Post	Two #10 x 1", Self-drill, 304 Stainless Steel Screws
Top Rail Bracket to Rail	Two #8 x 3/4", Self-drill, 304 Stainless Steel Screws
Bottom Rail Bracket to Rail	No Mechanical Fastener

EOR6 - 6' WIDE RAILING SECTIONS



EOR6-36-BK | EOR6-36-BZ | EOR6-36-WT | EOR6-42-BK | EOR6-42-BZ | EOR6-42-WT


36" or 42" High, 6' Wide, Black, Bronze, or White Ornamental Aluminum Railing Sections

Aluminum Alloy #6061-T-6 | Standard Tolerance: 0.015 +/-

(NOTE: Sections are sold knockdown (unassembled and boxed) and include top and bottom rails, balusters, and spacers. Posts, brackets, footblocks, and caps sold separately.)

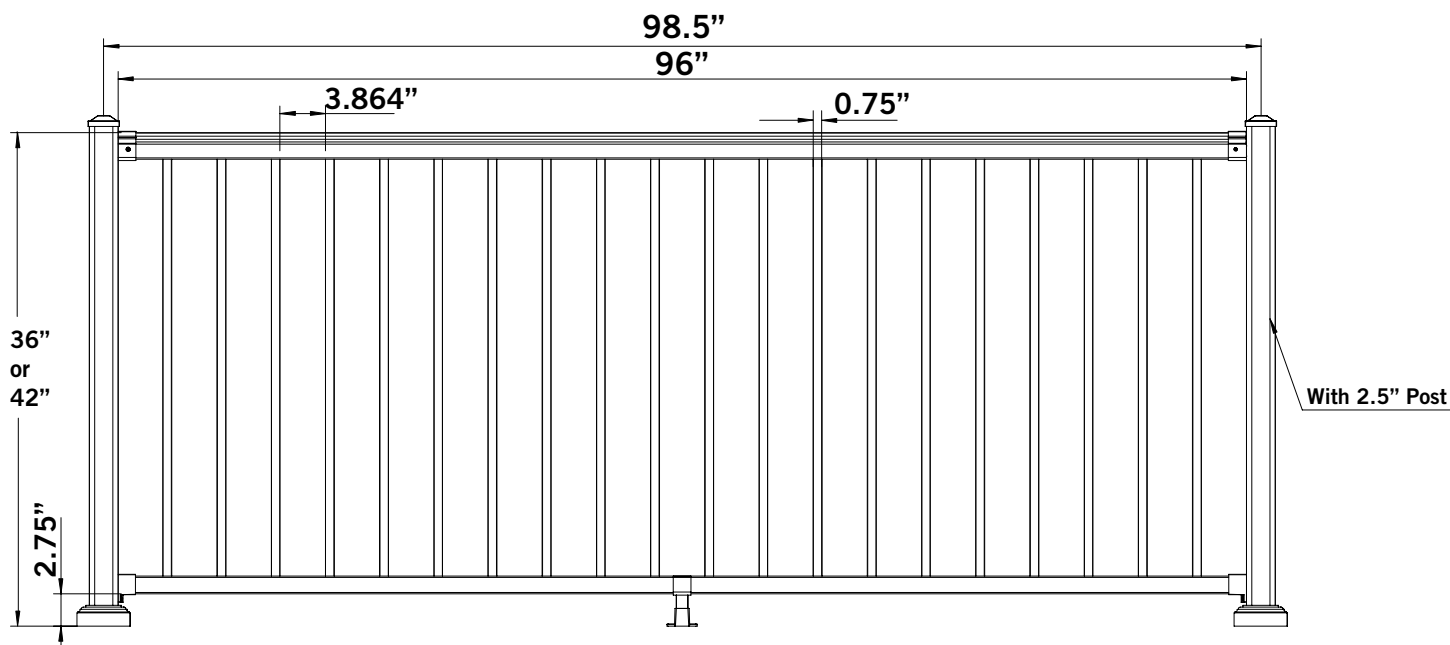
EOR6 - 6' Wide Ornamental Railing Sections

Item #	Description	Color	Loose Each
EOR6-36-BK*	36"H x 6'W EO Railing Section BLACK	BLACK	-
EOR6-36-BZ*	36"H x 6'W EO Railing Section BRONZE	BRONZE	-
EOR6-36-WT*	36"H x 6'W EO Railing Section WHITE NEW ITEM!	WHITE	-
EOR6-42-BK*	42"H x 6'W EO Railing Section BLACK	BLACK	-
EOR6-42-BZ*	42"H x 6'W EO Railing Section BRONZE	BRONZE	-
EOR6-42-WT*	42"H x 6'W EO Railing Section WHITE NEW ITEM!	WHITE	-



* - Check QuickShip Availability on Pg. C-8

EOR8 - 8' WIDE RAILING SECTIONS



EOR8-36-BK | EOR8-36-BZ | EOR8-36-WT | EOR8-42-BK | EOR8-42-BZ | EOR8-42-WT


36" or 42" High, 8' Wide, Black, Bronze, or White Ornamental Aluminum Railing Sections

Aluminum Alloy #6061-T-6 | Standard Tolerance: 0.015 +/-

(NOTE: Sections are sold knockdown (unassembled and boxed) and include top and bottom rails, balusters, and spacers. Posts, brackets, footblocks, and caps sold separately.)

EOR8 - 8' Wide Ornamental Railing Sections

Item #	Description	Color	Loose Each
EOR8-36-BK*	36"H x 8'W EO Railing Section BLACK	BLACK	-
EOR8-36-BZ*	36"H x 8'W EO Railing Section BRONZE	BRONZE	-
EOR8-36-WT*	36"H x 8'W EO Railing Section WHITE NEW ITEM!	WHITE	-
EOR8-42-BK*	42"H x 8'W EO Railing Section BLACK	BLACK	-
EOR8-42-BZ*	42"H x 8'W EO Railing Section BRONZE	BRONZE	-
EOR8-42-WT*	42"H x 8'W EO Railing Section WHITE NEW ITEM!	WHITE	-



* - Check QuickShip Availability on Pg. C-8

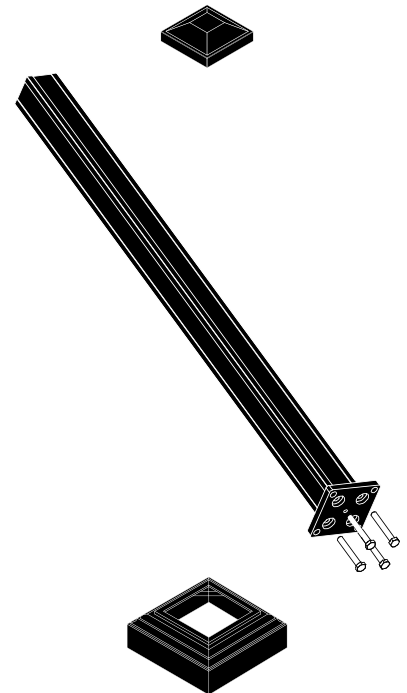
ORNAMENTAL RAILING POSTS



NOW AVAILABLE IN BRONZE & WHITE!!!

EASTERN ORNAMENTAL RAILING - POSTS AND POST KITS

Item #	Description	Case Count	Loose Each
EOR25PK37-BK	2.5" x 37" Post Kit (Includes Cap, Base, and Skirt) BLACK	49	-
EOR25PK37-BZ	2.5" x 37" Post Kit (Includes Cap, Base, and Skirt) BRONZE	120	-
EOR25PK37-WT	2.5" x 37" Post Kit (Includes Cap, Base, and Skirt) WHITE	120	-
EOR25P41-BK	2.5" x 41" Post w/Cap BLACK	26	-
EOR25P41-BZ	2.5" x 41" Post w/Cap BRONZE	60	-
EOR25P41-WT	2.5" x 41" Post w/Cap WHITE	60	-
EOR3PK37-BK	3" x 37" Post Kit (Includes Cap, Base, and Skirt) BLACK	49	-
EOR3PK37-BZ	3" x 37" Post Kit (Includes Cap, Base, and Skirt) BRONZE	60	-
EOR3PK37-WT	3" x 37" Post Kit (Includes Cap, Base, and Skirt) WHITE	60	-
EOR3P41-BK	3" x 41" Post w/Cap BLACK	26	-
EOR3P41-BZ	3" x 41" Post w/Cap BRONZE	60	-
EOR3P41-WT	3" x 41" Post w/Cap WHITE	60	-
EOR25PK43-BK	2.5" x 43" Post Kit (Includes Cap, Base, and Skirt) BLACK	49	-
EOR25PK43-BZ	2.5" x 43" Post Kit (Includes Cap, Base, and Skirt) BRONZE	120	-
EOR25PK43-WT	2.5" x 43" Post Kit (Includes Cap, Base, and Skirt) WHITE	120	-
EOR3PK43-BK	3" x 43" Post Kit (Includes Cap, Base, and Skirt) BLACK	49	-
EOR3PK43-BZ	3" x 43" Post Kit (Includes Cap, Base, and Skirt) BRONZE	120	-
EOR3PK43-WT	3" x 43" Post Kit (Includes Cap, Base, and Skirt) WHITE	120	-
EOR25P47-BK	2.5" x 47" Post w/Cap BLACK	26	-
EOR25P47-BZ	2.5" x 47" Post w/Cap BRONZE	60	-
EOR25P47-WT	2.5" x 47" Post w/Cap WHITE	60	-
EOR3P47-BK	3" x 47" Post w/Cap BLACK	26	-
EOR3P47-BZ	3" x 47" Post w/Cap BRONZE	60	-
EOR3P47-WT	3" x 47" Post w/Cap WHITE	60	-



(Standard Post Comes With Flat Cap)

(Post Kits Include Post, Base, Skirt, and Flat Cap)

ORNAMENTAL RAILING ACCESSORIES



EASTERN ORNAMENTAL RAILING - ACCESSORIES

Item #	Description	Color	Case Count	Loose Each	
EORBKIT-BK	Section Rail Bracket Set (4 pcs.)	BLACK	36	-	
EORBKIT-BZ	Section Rail Bracket Set (4 pcs.)	BRONZE	120	-	
EORBKIT-WT	Section Rail Bracket Set (4 pcs.)	WHITE	120	-	
EORABKIT-BK	Section Rail Swivel Horizontal Bracket Set (4 pcs.)	BLACK	36	-	
EORABKIT-BZ	Section Rail Swivel Horizontal Bracket Set (4 pcs.)	BRONZE	120	-	
EORABKIT-WT	Section Rail Swivel Horizontal Bracket Set (4 pcs.)	WHITE	120	-	
EORFSTRK-BK†	Stair Rail Fixed Bracket Set (4 pcs.)	BLACK	16	-	
EORFSTRK-BZ†	Stair Rail Fixed Bracket Set (4 pcs.)	BRONZE	60	-	
EORFSTRK-WT†	Stair Rail Fixed Bracket Set (4 pcs.)	WHITE	60	-	
EORSTRK-BK†	Stair Rail ADJUSTABLE Bracket Set (4 pcs.)	BLACK	16	-	
EORSTRK-BZ†	Stair Rail ADJUSTABLE Bracket Set (4 pcs.)	BRONZE	60	-	
EORSTRK-WT†	Stair Rail ADJUSTABLE Bracket Set (4 pcs.)	WHITE	60	-	
EORPS25-BK	2.5" Post Trim Skirt	BLACK	84	-	
EORPS25-BZ	2.5" Post Trim Skirt	BRONZE	120	-	
EORPS25-WT	2.5" Post Trim Skirt	WHITE	120	-	
EORPS30-BK	3" Post Trim Skirt	BLACK	63	-	
EORPS30-BZ	3" Post Trim Skirt	BRONZE	120	-	
EORPS30-WT	3" Post Trim Skirt	WHITE	120	-	
EORPC25-BK	2.5" Post Cap	BLACK	20	-	
EORPC25-BZ	2.5" Post Cap	BRONZE	120	-	
EORPC25-WT	2.5" Post Cap	WHITE	120	-	
EORPC30-BK	3" Post Cap	BLACK	20	-	
EORPC30-BZ	3" Post Cap	BRONZE	120	-	
EORPC30-WT	3" Post Cap	WHITE	120	-	
EORS-BK	Foot Block Support (Each Set Has 3 Parts)	BLACK	60	-	
EORS-BZ	Foot Block Support (Each Set Has 3 Parts)	BRONZE	120	-	
EORS-WT	Foot Block Support (Each Set Has 3 Parts)	WHITE	120	-	


† = STAIR RAIL BRACKET KITS AND CONVERSION KITS MUST BE ORDERED TOGETHER

ORNAMENTAL RAILING ACCESSORIES



EASTERN ORNAMENTAL RAILING - ACCESSORIES - SPACERS

Item #	Description	Color	Case Count	Loose Each
EORPKT636-BK	Single picket and spacer for 6'W x 36"H (2 pcs.)	BLACK	50	-
EORPKT636-BZ	Single picket and spacer for 6'W x 36"H (2 pcs.)	BRONZE	50	-
EORPKT636-WT	Single picket and spacer for 6'W x 36"H (2 pcs.)	WHITE	50	-
EORPKT836-BK	Single picket and spacer for 8'W x 36"H (2 pcs.)	BLACK	50	-
EORPKT836-BZ	Single picket and spacer for 8'W x 36"H (2 pcs.)	BRONZE	50	-
EORPKT836-WT	Single picket and spacer for 8'W x 36"H (2 pcs.)	WHITE	50	-
EORPKT642-BK	Single picket and spacer for 6'W x 42"H (2 pcs.)	BLACK	40	-
EORPKT642-BZ	Single picket and spacer for 6'W x 42"H (2 pcs.)	BRONZE	40	-
EORPKT642-WT	Single picket and spacer for 6'W x 42"H (2 pcs.)	WHITE	40	-
EORPKT842-BK	Single picket and spacer for 8'W x 42"H (2 pcs.)	BLACK	40	-
EORPKT842-BZ	Single picket and spacer for 8'W x 42"H (2 pcs.)	BRONZE	40	-
EORPKT842-WT	Single picket and spacer for 8'W x 42"H (2 pcs.)	WHITE	40	-
EORHR-6-BK	6'Top and Bottom Rail (2 pcs.)	BLACK	12	-
EORHR-6-BZ	6'Top and Bottom Rail (2 pcs.)	BRONZE	48	-
EORHR-6-WT	6'Top and Bottom Rail (2 pcs.)	WHITE	48	-
EORHR-8-BK	8'Top and Bottom Rail (2 pcs.)	BLACK	12	-
EORHR-8-BZ	8'Top and Bottom Rail (2 pcs.)	BRONZE	48	-
EORHR-8-WT	8'Top and Bottom Rail (2 pcs.)	WHITE	48	-
EOR6ST-BK†	6'W Stair Rail Conversion Spacer (15 PCS. Per Package)	BLACK	40	-
EOR6ST-BZ†	6'W Stair Rail Conversion Spacer (15 PCS. Per Package)	BRONZE	60	-
EOR6ST-WT†	6'W Stair Rail Conversion Spacer (15 PCS. Per Package)	WHITE	60	-
EOR8ST-BK†	8'W Stair Rail Conversion Spacer (20 PCS. Per Package)	BLACK	40	-
EOR8ST-BZ†	8'W Stair Rail Conversion Spacer (20 PCS. Per Package)	BRONZE	60	-
EOR8ST-WT†	8'W Stair Rail Conversion Spacer (20 PCS. Per Package)	WHITE	60	-



† = STAIR RAIL BRACKET KITS AND CONVERSION KITS MUST BE ORDERED TOGETHER



Aluminum Railing Installation Guide

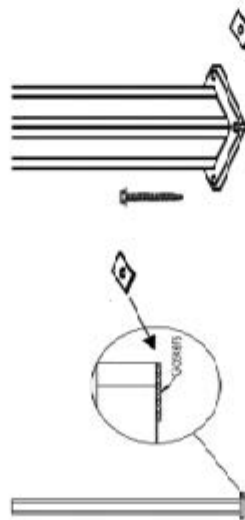
TOOLS & MATERIALS NEEDED

- TOOLS :**
- Hacksaw or metal cutting saw
 - Drill
 - 5/32" Drill bit
 - Screwdrivers
 - Measuring tape
- MATERIALS :**
- Post Kits
 - Panel Kits
 - Brackets Kits
- *Fasteners are included with each component

Straight Railing Installation

Step 1: Measure and locate all posts

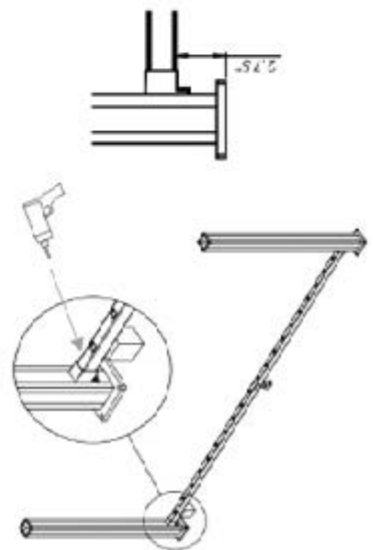
- 1.1** Measure and locate all posts.
1.2 Choose the appropriate fasteners to fasten posts according to local building code. Ensure the posts are plumb. Use provided shims to adjust vertically. The internal spacing between posts is 37" or 56" if full sections are used.



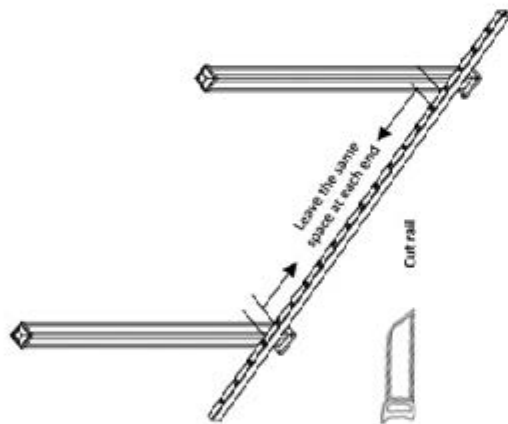
Note:
 Pre-drill screws hole when installing brackets. Use supplied #10-1" pan head screws for bottom bracket.

Step 2: Install bottom rail and bottom brackets.

- 2.1** Install rail support if required for building code.
2.2 Locate and install one side of the bottom bracket 2 3/4" from the ground.
2.3 Insert one side of the bottom rail into the installed bottom bracket, insert the other side of the rail into the second bracket then position the bottom rail between posts and secure the second bracket to the post with #10 1" screws maintaining 2

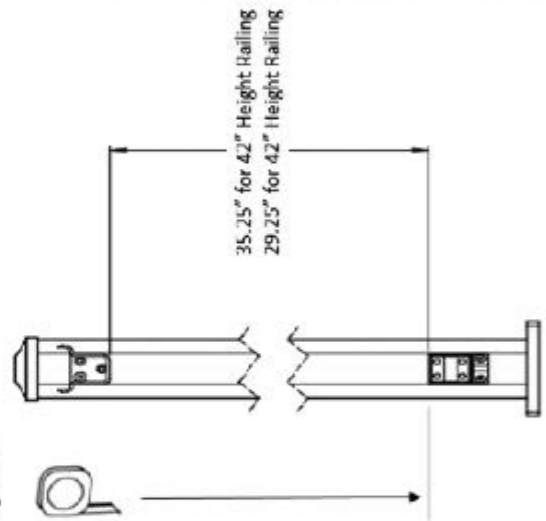


Note:
 For shorter sections, cut the top rail to fit between the posts minus 5/16" for the brackets depth. For the bottom rail, subtract 5/16" from each end after taking an overall measurement to ensure equal picket spacing.

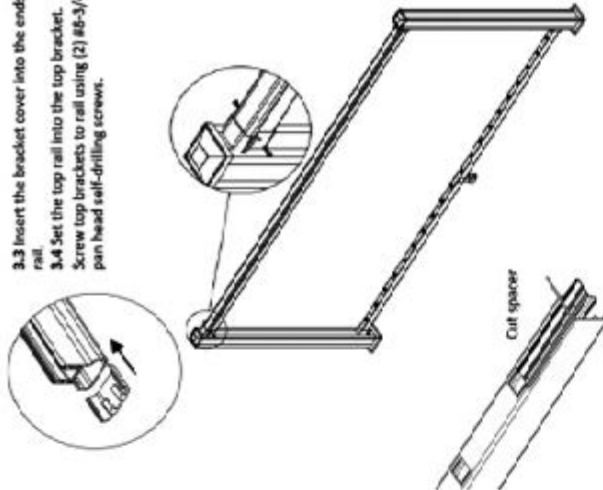


Step 3: Install top rail and top brackets.

- 3.1** Position the top brackets measuring from the top of the bottom bracket to the bottom of the top bracket using the measurements below.
3.2 Screw top brackets into post using (3) #10-1" pan head self-drilling screws.

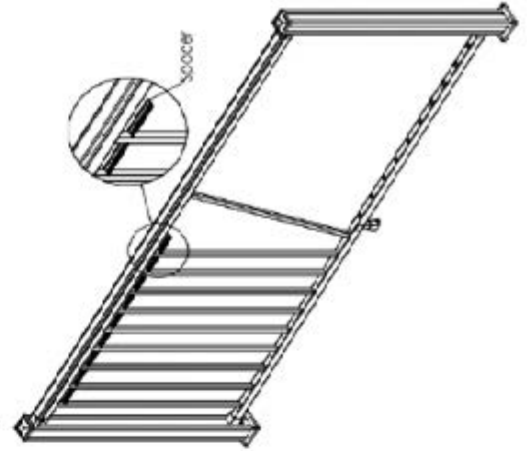


- 3.3** Insert the bracket cover into the ends of rail.
3.4 Set the top rail into the top bracket.
 Screw top brackets to rail using (2) #8-3/4" pan head self-drilling screws.



Step 4: Install pickets and spacers.

- Note:**
 The size of the spacer for each rail end is different. (Special round labels will be used to identify the end spacer)
 Cut end spacers to fit the rails if necessary. To ensure equal picket spacing at each post, cut first and last spacers to equal lengths.
4.1 Starting from either post but stopping the first spacer, insert pickets into top and bottom rail and snap in spacers one by one as shown below. Do not snap in spacers for the last 4 pickets. Insert last 4 pickets as a group and adjust the picket distance, then snap in the spacers.
4.2 Making sure that all pickets are plumb, install end spacers.



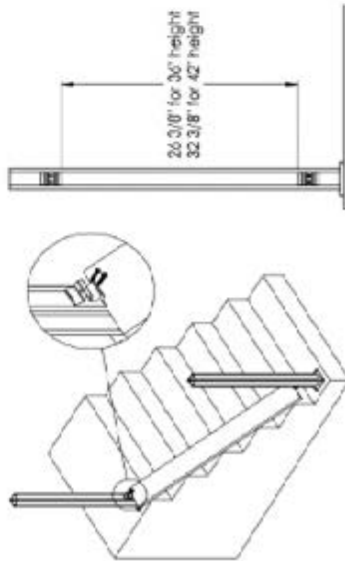


Aluminum Railing Installation Guide

Stair Railing Installation

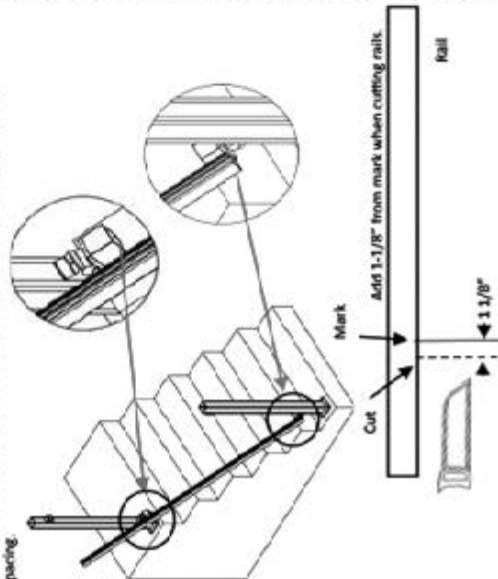
Step 1: Locate and install stair rail post and install stair bracket base.

- 1.1 Measure and locate all posts.
- 1.2 Choose the appropriate fasteners to fasten the posts according to local building code.
- 1.3 Ensure the posts are plumb. Use provided shims to adjust vertically.
- 1.4 Use max. 1" thick wood board to position bottom stair bracket base. Secure bracket base to post using (2) #10 1" pan head self-drilling screws.
- 1.5 Position the top brackets measuring from the top of the bottom bracket to the bottom of the top bracket using the measurements below.



Step 2: Cut and install top and bottom rail.

- 2.1 Insert rail into lower bracket and mark rail to the edge of upper bracket. Add 1 1/8\"/>



IMPORTANT NOTICE:

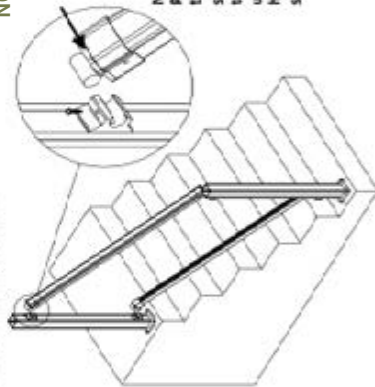
When installing bottom rail of a stair railing section, remove the vinyl insert and install in opposite direction as shown:



Stair Railing Installation - Stairs Railing Installation

- 2.2 Insert top rail into top stair bracket and slide into base bracket slot. Align the top bracket and base, then screw the top bracket to base using (1) #6-3/4\"/>

**NOTE: CYLINDER
MUST BE
PRE-DRILLED**

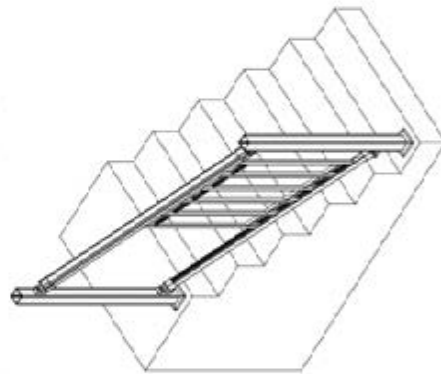


Note:
Push the top rail into the bottom of top stair bracket. Screw top brackets to rail using 2 #6 3/4\"/>

Step 3: Install pickets and spacers.

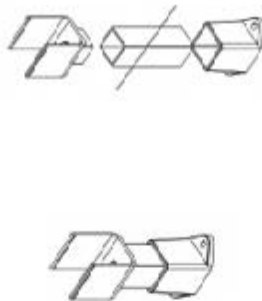
- 3.1 Starting from either post but skipping the first spacer, insert pickets into top and bottom rail and snap in spacers one by one as shown below. Do not snap in spacers for the last 4 pickets. Insert last 4 pickets as a group and adjust the picket distance, then snap in the spacers.
- 3.2 Making sure that all pickets are plumb, install end spacers.

Note:
The size of the spacer for each rail end is different. (Special round labels will be used to identify the end spacer)
Cut end spacers to fit the rails if necessary. To ensure equal picket spacing at each post, cut first and last spacers to equal lengths.



Adjustable bottom rail support

Adjustable bottom rail support consists of 3 parts, cut middle part to adjust height if necessary.



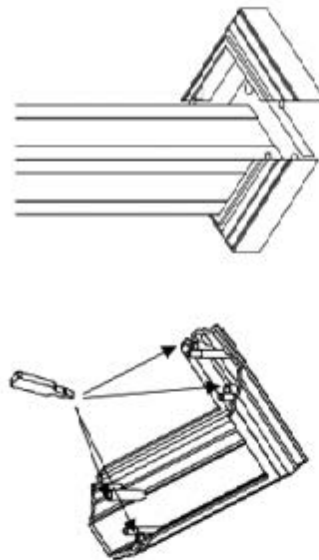
Install post cap and post trim

Install post cap and post trim after all other components are installed.

Post cap locks into post, use a rubber mallet or similar tool until tight

Install the post trim as following:

Apply glue to holes of post trim (do not overflow)
Assemble 2 sides of post trim and press together for approximately 6 seconds.



ICC-ES AC273 Compliant



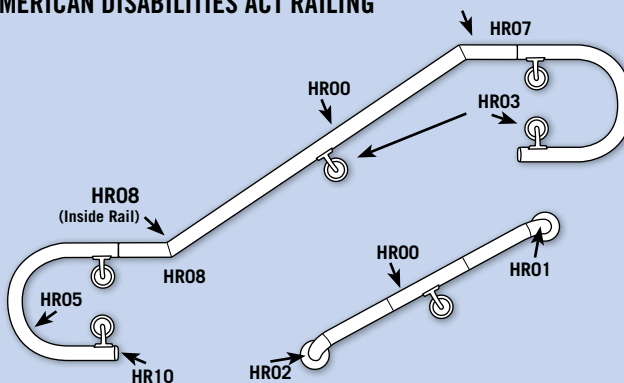
800-339-3362

www.EasternOrnamentalRailing.com

ADA HAND RAILING

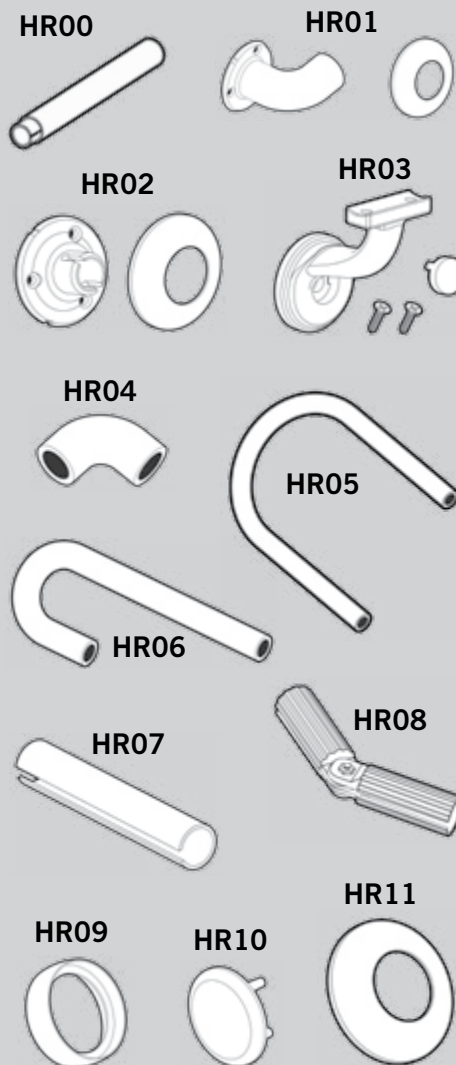


AMERICAN DISABILITIES ACT RAILING



ADA RAILING

Item #	Description	Color	Case Ct.	Each	Case	8 Case	10 Case
HR00	Rail with Stiffener - 104"	WT	12	-	-	-	-
HR00BK	Rail with Stiffener - 104"	BK	12	-	-	-	-
HR01	Wall Return Kit - 90 DEGREE	WT	12	-	-	-	-
HR01BK	Wall Return Kit - 90 DEGREE	BK	12	-	-	-	-
HR02	Straight Wall Return Kit	WT	12	-	-	-	-
HR02BK	Straight Wall Return Kit	BK	12	-	-	-	-
HR03	Hand Rail Bracket Kit	WT	12	-	-	-	-
HR03BK	Hand Rail Bracket Kit	BK	12	-	-	-	-
HR04	90 Degree Corner	WT	12	-	-	-	-
HR04BK	90 Degree Corner	BK	12	-	-	-	-
HR05	End Loop	WT	12	-	-	-	-
HR05BK	End Loop	BK	12	-	-	-	-
HR06	Post Return	WT	12	-	-	-	-
HR06BK	Post Return	BK	12	-	-	-	-
HR07	Straight Joiner (4 per package)	WT	12	-	-	-	-
HR07BK	Straight Joiner (4 per package)	BK	12	-	-	-	-
HR08	Adjustable Joiner (4 per package)	N/A	12	-	-	-	-
HR09	Joint Ring (4 per package)	WT	12	-	-	-	-
HR09BK	Joint Ring (4 per package)	BK	12	-	-	-	-
HR10	Rail End Cap (4 per package)	WT	12	-	-	-	-
HR10BK	Rail End Cap (4 per package)	BK	12	-	-	-	-
HR11	Bracket/Wall Return Cover Plate (4 per package)	WT	12	-	-	-	-
HR11BK	Bracket/Wall Return Cover Plate (4 per package)	BK	12	-	-	-	-



OTHER COLORS AVAILABLE - CALL FOR QUOTE

"Just Built Better..."



Phone: 800.339.3362 | www.EasternOrnamentalFence.com

©Eastern Wholesale Fence LLC • All Rights Reserved